

Return of Organization Exempt from Income Tax

2003

Under section 501(c), 527, or 4947(a)(1) of the Internal Revenue Code (except black lung benefit trust or private foundation)

Open to Public Inspection

Department of the Treasury
Internal Revenue Service

The organization may have to use a copy of this return to satisfy state reporting requirements.

A For the 2003 calendar year, or tax year beginning 2003, **and ending** _____

B Check if applicable:
 Address change
 Name change
 Initial return
 Final return
 Amended return
 Application pending

Please use IRS label or print or type. See specific instructions.
DIRECT RELIEF INTERNATIONAL
27 SOUTH LA PATERA LANE
GOLETA, CA 93117

D Employer Identification Number
95-1831116

E Telephone number
805-964-4767

F Accounting method: Cash Accrual
 Other (specify) _____

H and I are not applicable to section 527 organizations
H (a) Is this a group return for affiliates? Yes No
H (b) If 'Yes,' enter number of affiliates: _____
H (c) Are all affiliates included? Yes No
 (If 'No,' attach a list. See instructions.)
H (d) Is this a separate return filed by an organization covered by a group ruling? Yes No

G Web site: WWW.DIRECTRELIEF.ORG

J Organization type (check only one): 501(c) 3 (insert no.) 4947(a)(1) or 527

K Check here if the organization's gross receipts are normally not more than \$25,000. The organization need not file a return with the IRS; but if the organization received a Form 990 Package in the mail, it should file a return without financial data. **Some states require a complete return.**

L Gross receipts. Add lines 6b, 8b, 9b, and 10b to line 12: 102,591,740.

M Check if the organization is not required to attach Schedule B (Form 990, 990-EZ, or 990-PF).

Part I Revenue, Expenses, and Changes in Net Assets or Fund Balances (See Instructions)

1 Contributions, gifts, grants, and similar amounts received:				
a Direct public support	1a	<u>101,301,322.</u>		
b Indirect public support	1b	<u>65,225.</u>		
c Government contributions (grants)	1c	<u>121,746.</u>		
d Total (add lines 1a through 1c) (cash \$ <u>3,277,098.</u> noncash \$ <u>98,211,195.</u>)	1d			<u>101,488,293.</u>
2 Program service revenue including government fees and contracts (from Part VII, line 93)	2			
3 Membership dues and assessments	3			
4 Interest on savings and temporary cash investments	4			
5 Dividends and interest from securities	5			<u>69,667.</u>
6a Gross rents	6a	<u>43,913.</u>		
b Less rental expenses	6b	<u>21,606.</u>		
c Net rental income or (loss) (subtract line 6b from line 6a)	6c			<u>22,307.</u>
7 Other investment income (describe _____)	7			
8a Gross amount from sales of assets other than inventory	(A) Securities		(B) Other	
	<u>748,113.</u>	8a		
b Less: cost or other basis and sales expenses	<u>660,250.</u>	8b		
c Gain or (loss) (attach schedule) STATEMENT 1	<u>87,863.</u>	8c		
d Net gain or (loss) (combine line 8c, columns (A) and (B))		8d		<u>87,863.</u>
9 Special events and activities (attach schedule). If any amount is from gaming, check here <input type="checkbox"/>				
a Gross revenue (not including \$ _____ of contributions reported on line 1a)	9a	<u>217,895.</u>		
b Less direct expenses other than fundraising expenses	9b	<u>134,427.</u>		
c Net income or (loss) from special events (subtract line 9b from line 9a)		9c	STATEMENT 2	<u>83,468.</u>
10a Gross sales of inventory, less returns and allowances	10a			
b Less: cost of goods sold	10b			
c Gross profit or (loss) from sales of inventory (attach schedule) (subtract line 10b from line 10a)		10c		
11 Other revenue (from Part VII, line 103)	11			<u>23,859.</u>
12 Total revenue (add lines 1d, 2, 3, 4, 5, 6c, 7, 8d, 9c, 10c, and 11)	12			<u>101,775,457.</u>
13 Program services (from line 44, column (B))	13			<u>95,652,525.</u>
14 Management and general (from line 44, column (C))	14			<u>440,282.</u>
15 Fundraising (from line 44, column (D))	15			<u>406,890.</u>
16 Payments to affiliates (attach schedule)	16			
17 Total expenses (add lines 16 and 44, column (A))	17			<u>96,499,697.</u>
18 Excess or (deficit) for the year (subtract line 17 from line 12)	18			<u>5,275,760.</u>
19 Net assets or fund balances at beginning of year (from line 73, column (A))	19			<u>18,388,971.</u>
20 Other changes in net assets or fund balances (attach explanation) SEE STATEMENT 3	20			<u>675,784.</u>
21 Net assets or fund balances at end of year (combine lines 18, 19, and 20)	21			<u>24,340,515.</u>

RECEIVED
AUG 23 2004
OGDEN, UT

SCANNED SEP 10 2004
 MEMPHIS

18 913-17

Part II Statement of Functional Expenses All organizations must complete column (A). Columns (B), (C), and (D) are required for section 501(c)(3) and (4) organizations and section 4947(a)(1) nonexempt charitable trusts but optional for others.

Do not include amounts reported on line 6b, 8b, 9b, 10b, or 16 of Part I		(A) Total	(B) Program services	(C) Management and general	(D) Fundraising
22	Grants and allocations (att sch) SEE STM 4 (cash \$ 100,907. non-cash \$ 93627424.)	93,728,331.	93,728,331.		
23	Specific assistance to individuals (att sch)				
24	Benefits paid to or for members (att sch)				
25	Compensation of officers, directors, etc	150,358.	82,697.	22,554.	45,107.
26	Other salaries and wages	1,120,718.	723,780.	223,046.	173,892.
27	Pension plan contributions	27,842.	21,440.	3,558.	2,844.
28	Other employee benefits	154,991.	115,986.	24,668.	14,337.
29	Payroll taxes	101,280.	64,125.	19,553.	17,602.
30	Professional fundraising fees				
31	Accounting fees	20,457.	1,050.	19,286.	121.
32	Legal fees				
33	Supplies	29,762.	18,270.	8,250.	3,242.
34	Telephone				
35	Postage and shipping	17,392.	3,097.	1,046.	13,249.
36	Occupancy				
37	Equipment rental and maintenance				
38	Printing and publications	102,672.	7,079.	1,675.	93,918.
39	Travel	49,294.	33,961.	11,797.	3,536.
40	Conferences, conventions, and meetings	3,630.	160.	2,760.	710.
41	Interest	82,072.	78,487.	1,997.	1,588.
42	Depreciation, depletion, etc (attach schedule)	86,112.	72,324.	8,148.	5,640.
43	Other expenses not covered above (itemize)				
a	SEE STATEMENT 5	824,786.	701,738.	91,944.	31,104.
b					
c					
d					
e					
44	Total functional expenses (add lines 22 - 43) Organizations completing columns (B) - (D), carry these totals to lines 13 - 15	96,499,697.	95,652,525.	440,282.	406,890.

Joint Costs. Check if you are following SOP 98-2.

Are any joint costs from a combined educational campaign and fundraising solicitation reported in (B) Program services? Yes No
 If 'Yes,' enter (i) the aggregate amount of these joint costs \$ _____; (ii) the amount allocated to Program services \$ _____; (iii) the amount allocated to Management and general \$ _____, and (iv) the amount allocated to Fundraising \$ _____

Part III Statement of Program Service Accomplishments

What is the organization's primary exempt purpose? <input checked="" type="checkbox"/> SEE STATEMENT 6	Program Service Expenses (Required for 501(c)(3) and (4) organizations and 4947(a)(1) trusts, but optional for others)
a SEE STATEMENT 20 ----- ----- (Grants and allocations \$ 93,728,331.)	95,652,525.
b ----- ----- (Grants and allocations \$)	
c ----- ----- (Grants and allocations \$)	
d ----- ----- (Grants and allocations \$)	
e Other program services (Grants and allocations \$)	
f Total of Program Service Expenses (should equal line 44, column (B), Program services)	95,652,525.

Part IV Balance Sheets (See Instructions)

				(A)		(B)	
				Beginning of year		End of year	
ASSETS	45 Cash – non-interest-bearing			600.	45		600.
	46 Savings and temporary cash investments			822,579.	46		890,647.
	47 a Accounts receivable	47 a					
	b Less: allowance for doubtful accounts	47 b				47 c	
	48 a Pledges receivable	48 a	275,986.				
	b Less: allowance for doubtful accounts	48 b			1,275.	48 c	275,986.
	49 Grants receivable				73,138.	49	60,528.
	50 Receivables from officers, directors, trustees, and key employees (attach schedule)					50	
	51 a Other notes & loans receivable (attach sch)	51 a					
	b Less: allowance for doubtful accounts	51 b				51 c	
	52 Inventories for sale or use				12,571,138.	52	17,157,224.
	53 Prepaid expenses and deferred charges				31,043.	53	32,552.
	54 Investments – securities (attach schedule) SEE ST 7 <input type="checkbox"/> Cost <input checked="" type="checkbox"/> FMV				2,991,948.	54	4,056,769.
	55 a Investments – land, buildings, & equipment: basis	55 a					
	b Less: accumulated depreciation (attach schedule)	55 b				55 c	
56 Investments – other (attach schedule)		SEE STMT 8		530,000.	56	530,000.	
57 a Land, buildings, and equipment: basis	57 a	3,642,572.					
b Less: accumulated depreciation (attach schedule) STATEMENT 9	57 b	588,272.		3,036,540.	57 c	3,054,300.	
58 Other assets (describe ► SEE STATEMENT 10)				193,279.	58	163,498.	
59 Total assets (add lines 45 through 58) (must equal line 74)				20,251,540.	59	26,222,104.	
LIABILITIES	60 Accounts payable and accrued expenses			35,576.	60	45,570.	
	61 Grants payable				61		
	62 Deferred revenue				62		
	63 Loans from officers, directors, trustees, and key employees (attach schedule)				63		
	64 a Tax-exempt bond liabilities (attach schedule)				64 a		
	b Mortgages and other notes payable (attach schedule) SEE STATEMENT 11				1,665,109.	64 b	1,626,469.
	65 Other liabilities (describe ► SEE STATEMENT 12)				161,884.	65	209,550.
66 Total liabilities (add lines 60 through 65)				1,862,569.	66	1,881,589.	
NET ASSETS OR FUND BALANCES	Organizations that follow SFAS 117, check here <input checked="" type="checkbox"/> and complete lines 67 through 69 and lines 73 and 74						
	67 Unrestricted			18,328,290.	67	24,217,294.	
	68 Temporarily restricted			60,681.	68	123,221.	
	69 Permanently restricted				69		
	Organizations that do not follow SFAS 117, check here <input type="checkbox"/> and complete lines 70 through 74.						
	70 Capital stock, trust principal, or current funds				70		
	71 Paid-in or capital surplus, or land, building, and equipment fund				71		
	72 Retained earnings, endowment, accumulated income, or other funds				72		
	73 Total net assets or fund balances (add lines 67 through 69 or lines 70 through 72; column (A) must equal line 19; column (B) must equal line 21)				18,388,971.	73	24,340,515.
	74 Total liabilities and net assets/fund balances (add lines 66 and 73)				20,251,540.	74	26,222,104.

Form 990 is available for public inspection and, for some people, serves as the primary or sole source of information about a particular organization. How the public perceives an organization in such cases may be determined by the information presented on its return. Therefore, please make sure the return is complete and accurate and fully describes, in Part III, the organization's programs and accomplishments.

BAA

Part VI Other Information (See instructions.)

		Yes	No
76	Did the organization engage in any activity not previously reported to the IRS? If 'Yes,' attach a detailed description of each activity		X
77	Were any changes made in the organizing or governing documents but not reported to the IRS? If 'Yes,' attach a conformed copy of the changes.	X	
78a	Did the organization have unrelated business gross income of \$1,000 or more during the year covered by this return?		X
78b	If 'Yes,' has it filed a tax return on Form 990-T for this year?	N/A	
79	Was there a liquidation, dissolution, termination, or substantial contraction during the year? If 'Yes,' attach a statement		X
80a	Is the organization related (other than by association with a statewide or nationwide organization) through common membership, governing bodies, trustees, officers, etc, to any other exempt or nonexempt organization?		X
81a	If 'Yes,' enter the name of the organization <u>N/A</u> and check whether it is <input type="checkbox"/> exempt or <input type="checkbox"/> nonexempt.		
81a	Enter direct and indirect political expenditures. See line 81 instructions	81 a	0.
81b	Did the organization file Form 1120-POL for this year?		X
82a	Did the organization receive donated services or the use of materials, equipment, or facilities at no charge or at substantially less than fair rental value?	X	
82b	If 'Yes,' you may indicate the value of these items here. Do not include this amount as revenue in Part I or as an expense in Part II. (See instructions in Part III.)	82 b	437,163.
83a	Did the organization comply with the public inspection requirements for returns and exemption applications?	X	
83b	Did the organization comply with the disclosure requirements relating to quid pro quo contributions?	X	
84a	Did the organization solicit any contributions or gifts that were not tax deductible?		X
84b	If 'Yes,' did the organization include with every solicitation an express statement that such contributions or gifts were not tax deductible?		N/A
85a	501(c)(4), (5), or (6) organizations a Were substantially all dues nondeductible by members?		N/A
85b	Did the organization make only in-house lobbying expenditures of \$2,000 or less?		N/A
	If 'Yes' was answered to either 85a or 85b, do not complete 85c through 85h below unless the organization received a waiver for proxy tax owed for the prior year.		
85c	Dues, assessments, and similar amounts from members	85 c	N/A
85d	Section 162(e) lobbying and political expenditures	85 d	N/A
85e	Aggregate nondeductible amount of section 6033(e)(1)(A) dues notices	85 e	N/A
85f	Taxable amount of lobbying and political expenditures (line 85d less 85e)	85 f	N/A
85g	Does the organization elect to pay the section 6033(e) tax on the amount on line 85f?		N/A
85h	If section 6033(e)(1)(A) dues notices were sent, does the organization agree to add the amount on line 85f to its reasonable estimate of dues allocable to nondeductible lobbying and political expenditures for the following tax year?		N/A
86a	501(c)(7) organizations Enter: a Initiation fees and capital contributions included on line 12	86 a	N/A
86b	Gross receipts, included on line 12, for public use of club facilities	86 b	N/A
87a	501(c)(12) organizations Enter: a Gross income from members or shareholders	87 a	N/A
87b	Gross income from other sources. (Do not net amounts due or paid to other sources against amounts due or received from them.)	87 b	N/A
88	At any time during the year, did the organization own a 50% or greater interest in a taxable corporation or partnership, or an entity disregarded as separate from the organization under Regulations sections 301.7701-2 and 301.7701-3? If 'Yes,' complete Part IX		X
89a	501(c)(3) organizations. Enter. Amount of tax imposed on the organization during the year under: section 4911 <u>0.</u> ; section 4912 <u>0.</u> ; section 4955 <u>0.</u>		
89b	501(c)(3) and 501(c)(4) organizations Did the organization engage in any section 4958 excess benefit transaction during the year or did it become aware of an excess benefit transaction from a prior year? If 'Yes,' attach a statement explaining each transaction		X
89c	Enter: Amount of tax imposed on the organization managers or disqualified persons during the year under sections 4912, 4955, and 4958		0.
89d	Enter: Amount of tax on line 89c, above, reimbursed by the organization		0.
90a	List the states with which a copy of this return is filed <u>SEE STATEMENT 15</u>		
90b	Number of employees employed in the pay period that includes March 12, 2003 (See instructions)	90 b	28
91	The books are in care of <u>DIRECT RELIEF INTERNATIONAL</u> Telephone number <u>805-964-4767</u> Located at <u>27 SOUTH LA PATERA LANE GOLETA, CA</u> ZIP + 4 <u>93117</u>		
92	Section 4947(a)(1) nonexempt charitable trusts filing Form 990 in lieu of Form 1041 - Check here <input type="checkbox"/> and enter the amount of tax-exempt interest received or accrued during the tax year <u>92</u>		N/A

Part VII Analysis of Income-Producing Activities (See instructions.)

Note: Enter gross amounts unless otherwise indicated

	Unrelated business income		Excluded by section 512, 513, or 514		(E) Related or exempt function income
	(A) Business code	(B) Amount	(C) Exclusion code	(D) Amount	
93 Program service revenue:					
a _____					
b _____					
c _____					
d _____					
e _____					
f Medicare/Medicaid payments					
g Fees & contracts from government agencies					
94 Membership dues and assessments					
95 Interest on savings & temporary cash invmnts					
96 Dividends & interest from securities			14	69,667.	
97 Net rental income or (loss) from real estate					
a debt-financed property			30	22,307.	
b not debt-financed property					
98 Net rental income or (loss) from pers prop					
99 Other investment income					
100 Gain or (loss) from sales of assets other than inventory			14	87,863.	
101 Net income or (loss) from special events					83,468.
102 Gross profit or (loss) from sales of inventory					
103 Other revenue: a _____					
b OTHER INCOME			5	23,859.	
c _____					
d _____					
e _____					
104 Subtotal (add columns (B), (D), and (E))				203,696.	83,468.
105 Total (add line 104, columns (B), (D), and (E))					287,164.

Note: Line 105 plus line 1d, Part I, should equal the amount on line 12, Part I

Part VIII Relationship of Activities to the Accomplishment of Exempt Purposes (See instructions.)

Line No.	Explain how each activity for which income is reported in column (E) of Part VII contributed importantly to the accomplishment of the organization's exempt purposes (other than by providing funds for such purposes).
101	FUNDRAISING EVENTS EDUCATE THE PUBLIC ON THE ORGANIZATIONS OPERATIONS AND SUPPORT THE SHIPMENT OF MEDICAL SUPPLIES TO MEDICALLY INDIGENT AREAS.

Part IX Information Regarding Taxable Subsidiaries and Disregarded Entities (See instructions.)

(A) Name, address, and EIN of corporation, partnership, or disregarded entity	(B) Percentage of ownership interest	(C) Nature of activities	(D) Total income	(E) End-of-year assets
N/A	0			
	0			
	0			
	0			

Part X Information Regarding Transfers Associated with Personal Benefit Contracts (See instructions.)

- a Did the organization, during the year, receive any funds, directly or indirectly, to pay premiums on a personal benefit contract? Yes No
- b Did the organization, during the year, pay premiums, directly or indirectly, on a personal benefit contract? Yes No

Note: If 'Yes' to (b), file Form 8870 and Form 4720 (see instructions)

Under penalties of perjury, I declare that I have examined this return, including accompanying schedules and statements, and to the best of my knowledge and belief, it is true, correct, and complete. Declaration of preparer (other than officer) is based on all information of which preparer has any knowledge.

Please

Thomas Clarke

12 August 2004
Date

Date Check if Preparer's SSN or PTIN (see instructions)

SCHEDULE A
(Form 990 or 990-EZ)

**Organization Exempt Under
Section 501(c)(3)**

OMB No 1545-0047

(Except Private Foundation) and Section 501(e), 501(f), 501(k),
501(n), or Section 4947(a)(1) Nonexempt Charitable Trust

2003

Department of the Treasury
Internal Revenue Service

▶ **MUST be completed by the above organizations and attached to their Form 990 or 990-EZ.**

Name of the organization

DIRECT RELIEF INTERNATIONAL

Employer identification number

95-1831116

Part I Compensation of the Five Highest Paid Employees Other Than Officers, Directors, and Trustees

(See instructions. List each one. If there are none, enter 'None'.)

(a) Name and address of each employee paid more than \$50,000	(b) Title and average hours per week devoted to position	(c) Compensation	(d) Contributions to employee benefit plans and deferred compensation	(e) Expense account and other allowances
<u>ANTHOULA RANDOPOULOS</u> 27 S. LA PATERA LANE GOLETA, CA	DEVELOPMENT DIR 40+	67,766.	7,459.	0.
<u>CHRISTIAN WHITE</u> 27 S. LA PATERA LANE GOLETA, CA	CONTROLLER 40+	67,302.	2,844.	0.
<u>SUSAN FOWLER</u> 27 S. LA PATERA LANE GOLETA, CA	DIR, PROGRAMS 40+	59,191.	5,823.	0.
<u>DANIEL SMITH</u> 27 S. LA PATERA LANE GOLETA, CA	PROGRAM OFFICER 40+	52,380.	6,755.	0.
<u>LANNY LAKE</u> 27 S. LA PATERA LANE GOLETA, CA	LOGISTICS MGR 40+	52,225.	6,748.	0.
Total number of other employees paid over \$50,000	0			

Part II Compensation of the Five Highest Paid Independent Contractors for Professional Services

(See instructions. List each one (whether individuals or firms). If there are none, enter 'None'.)

(a) Name and address of each independent contractor paid more than \$50,000	(b) Type of service	(c) Compensation
<u>SURFMEDIA COMMUNICATIONS</u> 510 CASTILLO STREET SANTA BARBARA, CA 93101	COMMUNICATIONS, WEB	52,580.
Total number of others receiving over \$50,000 for professional services	0	

BAA For Paperwork Reduction Act Notice, see the Instructions for Form 990 and Form 990-EZ.

Schedule A (Form 990 or 990-EZ) 2003

Part III Statements About Activities (See instructions.)

	Yes	No
<p>1 During the year, has the organization attempted to influence national, state, or local legislation, including any attempt to influence public opinion on a legislative matter or referendum? If 'Yes,' enter the total expenses paid or incurred in connection with the lobbying activities ▶ \$ N/A</p> <p>(Must equal amounts on line 38, Part VI-A, or line i of Part VI-B)</p> <p>Organizations that made an election under section 501(h) by filing Form 5768 must complete Part VI-A. Other organizations checking 'Yes,' must complete Part VI-B AND attach a statement giving a detailed description of the lobbying activities.</p>		X
<p>2 During the year, has the organization, either directly or indirectly, engaged in any of the following acts with any substantial contributors, trustees, directors, officers, creators, key employees, or members of their families, or with any taxable organization with which any such person is affiliated as an officer, director, trustee, majority owner, or principal beneficiary? (If the answer to any question is 'Yes,' attach a detailed statement explaining the transactions.)</p> <p style="text-align: center;">SEE STATEMENT 16</p> <p>a Sale, exchange, or leasing of property?</p>		X
b Lending of money or other extension of credit?		X
c Furnishing of goods, services, or facilities?	X	
d Payment of compensation (or payment or reimbursement of expenses if more than \$1,000)?		X
e Transfer of any part of its income or assets?		X
3a Do you make grants for scholarships, fellowships, student loans, etc? (If 'Yes,' attach an explanation of how you determine that recipients qualify to receive payments.)	X	
SEE STATEMENT 17		
b Do you have a section 403(b) annuity plan for your employees?	X	
4 Did you maintain any separate account for participating donors where donors have the right to provide advice on the use or distribution of funds?		X

Part IV Reason for Non-Private Foundation Status (See instructions.)

The organization is not a private foundation because it is: (Please check only **ONE** applicable box.)

- 5 A church, convention of churches, or association of churches. Section 170(b)(1)(A)(i).
- 6 A school Section 170(b)(1)(A)(ii). (Also complete Part V.)
- 7 A hospital or a cooperative hospital service organization. Section 170(b)(1)(A)(iii).
- 8 A Federal, state, or local government or governmental unit. Section 170(b)(1)(A)(v)
- 9 A medical research organization operated in conjunction with a hospital. Section 170(b)(1)(A)(iii). **Enter the hospital's name, city, and state ▶** _____
- 10 An organization operated for the benefit of a college or university owned or operated by a governmental unit. Section 170(b)(1)(A)(iv). (Also complete the **Support Schedule** in Part IV-A.)
- 11a An organization that normally receives a substantial part of its support from a governmental unit or from the general public. Section 170(b)(1)(A)(vi) (Also complete the **Support Schedule** in Part IV-A.)
- 11b A community trust. Section 170(b)(1)(A)(vi). (Also complete the **Support Schedule** in Part IV-A.)
- 12 An organization that normally receives: (1) more than 33-1/3% of its support from contributions, membership fees, and gross receipts from activities related to its charitable, etc, functions – subject to certain exceptions, and (2) no more than 33-1/3% of its support from gross investment income and unrelated business taxable income (less section 511 tax) from businesses acquired by the organization after June 30, 1975. See section 509(a)(2). (Also complete the **Support Schedule** in Part IV-A.)
- 13 An organization that is not controlled by any disqualified persons (other than foundation managers) and supports organizations described in (1) lines 5 through 12 above; or (2) section 501(c)(4), (5), or (6), if they meet the test of section 509(a)(2) (See section 509(a)(3).)

Provide the following information about the supported organizations. (See instructions.)

(a) Name(s) of supported organization(s)	(b) Line number from above

- 14 An organization organized and operated to test for public safety. Section 509(a)(4). (See instructions.)

Part IV-A Support Schedule (Complete only if you checked a box on line 10, 11, or 12.) *Use cash method of accounting.*

Note: You may use the worksheet in the instructions for converting from the accrual to the cash method of accounting

Calendar year (or fiscal year beginning in)	(a) 2002	(b) 2001	(c) 2000	(d) 1999	(e) Total
15 Gifts, grants, and contributions received (Do not include unusual grants. See line 28.)	64,544,695.	75,277,877.	80,132,506.	61,164,190.	281,119,268.
16 Membership fees received					
17 Gross receipts from admissions, merchandise sold or services performed, or furnishing of facilities in any activity that is related to the organization's charitable, etc. purpose					
18 Gross income from interest, dividends, amounts received from payments on securities loans (section 512(a)(5)), rents, royalties, and unrelated business taxable income (less section 511 taxes) from businesses acquired by the organization after June 30, 1975	121,236.	74,122.	103,156.	58,269.	356,783.
19 Net income from unrelated business activities not included in line 18					
20 Tax revenues levied for the organization's benefit and either paid to it or expended on its behalf					
21 The value of services or facilities furnished to the organization by a governmental unit without charge. Do not include the value of services or facilities generally furnished to the public without charge					
22 Other income. Attach a schedule. Do not include gain or (loss) from sale of capital assets SEE STMT 18	64,113.	81,768.	52,616.	41,263.	239,760.
23 Total of lines 15 through 22	64,730,044.	75,433,767.	80,288,278.	61,263,722.	281,715,811.
24 Line 23 minus line 17	64,730,044.	75,433,767.	80,288,278.	61,263,722.	281,715,811.
25 Enter 1% of line 23	647,300.	754,338.	802,883.	612,637.	
26 Organizations described on lines 10 or 11:	a Enter 2% of amount in column (e), line 24				26a 5,634,316.
b Prepare a list for your records to show the name of and amount contributed by each person (other than a governmental unit or publicly supported organization) whose total gifts for 1999 through 2002 exceeded the amount shown in line 26a. Do not file this list with your return. Enter the total of all these excess amounts					26b 139046433.
c Total support for section 509(a)(1) test: Enter line 24, column (e)					26c 281715811.
d Add: Amounts from column (e) for lines:	18 356,783.	19			26d 139642976.
	22 239,760.	26b 139,046,433.			26e 142072835.
e Public support (line 26c minus line 26d total)					26e 142072835.
f Public support percentage (line 26e (numerator) divided by line 26c (denominator))					26f 50.43 %
27 Organizations described on line 12:	N/A				
a For amounts included in lines 15, 16, and 17 that were received from a 'disqualified person,' prepare a list for your records to show the name of, and total amounts received in each year from, each 'disqualified person.' Do not file this list with your return. Enter the sum of such amounts for each year (2002) _____ (2001) _____ (2000) _____ (1999) _____					
b For any amount included in line 17 that was received from each person (other than 'disqualified persons'), prepare a list for your records to show the name of, and amount received for each year, that was more than the larger of (1) the amount on line 25 for the year or (2) \$5,000 (Include in the list organizations described in lines 5 through 11, as well as individuals.) Do not file this list with your return. After computing the difference between the amount received and the larger amount described in (1) or (2), enter the sum of these differences (the excess amounts) for each year: (2002) _____ (2001) _____ (2000) _____ (1999) _____					
c Add: Amounts from column (e) for lines:	15 _____	16 _____			27c _____
	17 _____	20 _____	21 _____		
d Add: Line 27a total _____ and line 27b total _____					27d _____
e Public support (line 27c total minus line 27d total)					27e _____
f Total support for section 509(a)(2) test: Enter amount from line 23, column (e)					27f _____
g Public support percentage (line 27e (numerator) divided by line 27f (denominator))					27g _____ %
h Investment income percentage (line 18, column (e) (numerator) divided by line 27f (denominator))					27h _____ %
28 Unusual Grants: For an organization described in line 10, 11, or 12 that received any unusual grants during 1999 through 2002, prepare a list for your records to show, for each year, the name of the contributor, the date and amount of the grant, and a brief description of the nature of the grant. Do not file this list with your return. Do not include these grants in line 15.					

Part V Private School Questionnaire (See instructions.)
 (To be completed ONLY by schools that checked the box on line 6 in Part IV)

		N/A	Yes	No
29	Does the organization have a racially nondiscriminatory policy toward students by statement in its charter, bylaws, other governing instrument, or in a resolution of its governing body?			
30	Does the organization include a statement of its racially nondiscriminatory policy toward students in all its brochures, catalogues, and other written communications with the public dealing with student admissions, programs, and scholarships?			
31	Has the organization publicized its racially nondiscriminatory policy through newspaper or broadcast media during the period of solicitation for students, or during the registration period if it has no solicitation program, in a way that makes the policy known to all parts of the general community it serves? If 'Yes,' please describe; if 'No,' please explain. (If you need more space, attach a separate statement.) ----- ----- -----			
32	Does the organization maintain the following			
a	Records indicating the racial composition of the student body, faculty, and administrative staff?	32 a		
b	Records documenting that scholarships and other financial assistance are awarded on a racially nondiscriminatory basis?	32 b		
c	Copies of all catalogues, brochures, announcements, and other written communications to the public dealing with student admissions, programs, and scholarships?	32 c		
d	Copies of all material used by the organization or on its behalf to solicit contributions? If you answered 'No' to any of the above, please explain. (If you need more space, attach a separate statement.) ----- -----	32 d		
33	Does the organization discriminate by race in any way with respect to:			
a	Students' rights or privileges?	33 a		
b	Admissions policies?	33 b		
c	Employment of faculty or administrative staff?	33 c		
d	Scholarships or other financial assistance?	33 d		
e	Educational policies?	33 e		
f	Use of facilities?	33 f		
g	Athletic programs?	33 g		
h	Other extracurricular activities? If you answered 'Yes' to any of the above, please explain. (If you need more space, attach a separate statement.) ----- ----- -----	33 h		
34 a	Does the organization receive any financial aid or assistance from a governmental agency?	34 a		
b	Has the organization's right to such aid ever been revoked or suspended? If you answered 'Yes' to either 34a or b, please explain using an attached statement.	34 b		
35	Does the organization certify that it has complied with the applicable requirements of sections 4.01 through 4.05 of Rev Proc 75-50, 1975-2 C.B. 587, covering racial nondiscrimination? If 'No,' attach an explanation.	35		

Part VI-A Lobbying Expenditures by Electing Public Charities (See instructions.)
 (To be completed **ONLY** by an eligible organization that filed Form 5768)

N/A

Check **a** if the organization belongs to an affiliated group Check **b** if you checked 'a' and 'limited control' provisions apply.

Limits on Lobbying Expenditures

(The term 'expenditures' means amounts paid or incurred.)

	(a) Affiliated group totals	(b) To be completed for ALL electing organizations
36 Total lobbying expenditures to influence public opinion (grassroots lobbying)	36	
37 Total lobbying expenditures to influence a legislative body (direct lobbying)	37	
38 Total lobbying expenditures (add lines 36 and 37)	38	
39 Other exempt purpose expenditures	39	
40 Total exempt purpose expenditures (add lines 38 and 39)	40	
41 Lobbying nontaxable amount. Enter the amount from the following table –		
If the amount on line 40 is –		The lobbying nontaxable amount is –
Not over \$500,000		20% of the amount on line 40
Over \$500,000 but not over \$1,000,000		\$100,000 plus 15% of the excess over \$500,000
Over \$1,000,000 but not over \$1,500,000		\$175,000 plus 10% of the excess over \$1,000,000
Over \$1,500,000 but not over \$17,000,000		\$225,000 plus 5% of the excess over \$1,500,000
Over \$17,000,000		\$1,000,000
42 Grassroots nontaxable amount (enter 25% of line 41)	42	
43 Subtract line 42 from line 36. Enter -0- if line 42 is more than line 36	43	
44 Subtract line 41 from line 38. Enter -0- if line 41 is more than line 38	44	

Caution: If there is an amount on either line 43 or line 44, you must file Form 4720

4 -Year Averaging Period Under Section 501(h)

(Some organizations that made a section 501(h) election do not have to complete all of the five columns below.
 See the instructions for lines 45 through 50.)

Calendar year (or fiscal year beginning in) ▶	Lobbying Expenditures During 4-Year Averaging Period				
	(a) 2003	(b) 2002	(c) 2001	(d) 2000	(e) Total
45 Lobbying nontaxable amount					
46 Lobbying ceiling amount (150% of line 45(e))					
47 Total lobbying expenditures					
48 Grassroots non-taxable amount					
49 Grassroots ceiling amount (150% of line 48(e))					
50 Grassroots lobbying expenditures					

Part VI-B Lobbying Activity by Nonelecting Public Charities

(For reporting only by organizations that did not complete Part VI-A) (See instructions.)

N/A

During the year, did the organization attempt to influence national, state or local legislation, including any attempt to influence public opinion on a legislative matter or referendum, through the use of:

	Yes	No	Amount
a Volunteers			
b Paid staff or management (Include compensation in expenses reported on lines c through h.)			
c Media advertisements			
d Mailings to members, legislators, or the public			
e Publications, or published or broadcast statements			
f Grants to other organizations for lobbying purposes			
g Direct contact with legislators, their staffs, government officials, or a legislative body			
h Rallies, demonstrations, seminars, conventions, speeches, lectures, or any other means			
i Total lobbying expenditures (add lines c through h.)			

If 'Yes' to any of the above, also attach a statement giving a detailed description of the lobbying activities.

Part VII Information Regarding Transfers To and Transactions and Relationships With Noncharitable Exempt Organizations (See instructions)

51 Did the reporting organization directly or indirectly engage in any of the following with any other organization described in section 501(c) of the Code (other than section 501(c)(3) organizations) or in section 527, relating to political organizations?

a Transfers from the reporting organization to a noncharitable exempt organization of:

- (i) Cash
(ii) Other assets

b Other transactions:

- (i) Sales or exchanges of assets with a noncharitable exempt organization
(ii) Purchases of assets from a noncharitable exempt organization
(iii) Rental of facilities, equipment, or other assets
(iv) Reimbursement arrangements
(v) Loans or loan guarantees
(vi) Performance of services or membership or fundraising solicitations

c Sharing of facilities, equipment, mailing lists, other assets, or paid employees.

d If the answer to any of the above is 'Yes,' complete the following schedule. Column (b) should always show the fair market value of the goods, other assets, or services given by the reporting organization. If the organization received less than fair market value in any transaction or sharing arrangement, show in column (d) the value of the goods, other assets, or services received.

Table with 3 columns: Question, Yes, No. Rows include 51 a (i), a (ii), b (i), b (ii), b (iii), b (iv), b (v), b (vi), and c.

Table with 4 columns: (a) Line no., (b) Amount involved, (c) Name of noncharitable exempt organization, (d) Description of transfers, transactions, and sharing arrangements. First row contains N/A.

52a Is the organization directly or indirectly affiliated with, or related to, one or more tax-exempt organizations described in section 501(c) of the Code (other than section 501(c)(3)) or in section 527?

Yes No (X)

b If 'Yes,' complete the following schedule

Table with 3 columns: (a) Name of organization, (b) Type of organization, (c) Description of relationship. First row contains N/A.

CLIENT DRI

DIRECT RELIEF INTERNATIONAL

95-1831116

8/11/04

01:50PM

**STATEMENT 1
FORM 990, PART I, LINE 8
NET GAIN (LOSS) FROM NONINVENTORY SALES**

PUBLICLY TRADED SECURITIES

GROSS SALES PRICE: 748,113.
COST OR OTHER BASIS: 660,250.

TOTAL GAIN (LOSS) PUBLICLY TRADED SECURITIES \$ 87,863.

TOTAL NET GAIN (LOSS) FROM NONINVENTORY SALES \$ 87,863.

**STATEMENT 2
FORM 990, PART I, LINE 9
NET INCOME (LOSS) FROM SPECIAL EVENTS**

<u>SPECIAL EVENTS</u>	<u>GROSS RECEIPTS</u>	<u>LESS CONTRI- BUTIONS</u>	<u>GROSS REVENUE</u>	<u>LESS DIRECT EXPENSES</u>	<u>NET INCOME (LOSS)</u>
THE MAGIC OF MARIO	136,846.	0.	136,846.	76,239.	60,607.
WINEMAKER DINNERS	53,178.	0.	53,178.	13,585.	39,593.
OTHER EVENTS	23,046.	0.	23,046.	23,702.	-656.
2003 SHAREHOLDER'S MEETING	4,825.	0.	4,825.	20,901.	-16,076.
TOTAL	<u>\$ 217,895.</u>	<u>\$ 0.</u>	<u>\$ 217,895.</u>	<u>\$ 134,427.</u>	<u>\$ 83,468.</u>

**STATEMENT 3
FORM 990, PART I, LINE 20
OTHER CHANGES IN NET ASSETS OR FUND BALANCES**

CHANGE IN SPLIT INTEREST AGREEMENT \$ -3,383.
UNREALIZED GAIN ON INVESTMENTS 679,167.
TOTAL \$ 675,784.

**STATEMENT 4
FORM 990, PART II, LINE 22
GRANTS AND ALLOCATIONS**

CASH GRANTS AND ALLOCATIONS

CLASS OF ACTIVITY: SUPPORT RURAL HEALTHCARE
DONEE'S NAME: PROYECTO DE SALUD DEL RIO BENI
DONEE'S ADDRESS: RURRENEBAQUE PROVINCE
BENI DEPARTMENT, BOLIVIA
RELATIONSHIP OF DONEE: OVERSEAS PARTNER
AMOUNT GIVEN: \$ 69,496.

CLASS OF ACTIVITY: CLINIC RECONSTRUCTION
DONEE'S NAME: AFGHAN ACADEMY OF HOPE
DONEE'S ADDRESS: 6396 HOLLISTER AVENUE #155
GOLETA, CA 93117

CLIENT DRI

DIRECT RELIEF INTERNATIONAL

95-1831116

8/11/04

01:50PM

STATEMENT 4 (CONTINUED)
FORM 990, PART II, LINE 22
GRANTS AND ALLOCATIONS

CASH GRANTS AND ALLOCATIONS

AMOUNT GIVEN:		\$ 9,230.
CLASS OF ACTIVITY:	SUPPORT BOMBING VICTIMS	
DONEE'S NAME:	AMAN BALI FUND DENPASAR, BALI INDONESIA	
AMOUNT GIVEN:		2,105.
CLASS OF ACTIVITY:	EQUIPMENT PURCHASE	
DONEE'S NAME:	FUEDEM	
DONEE'S ADDRESS:	COLONIA FLOR BLANCA SAN SALVADOR, EL SALVADOR	
AMOUNT GIVEN:		15,000.
CLASS OF ACTIVITY:	INDIA, MEXICO	
DONEE'S NAME:	OTHER PROJECTS	
AMOUNT GIVEN:		5,076.
TOTAL CASH GRANTS AND ALLOCATIONS \$		<u>100,907.</u>

NONCASH GRANTS AND ALLOCATIONS

DONEE'S NAME:	SEE ATTACHED SCHEDULE	
DATE OF GIFT:	VARIOUS	
BOOK VALUE:	93,627,424.	
FAIR MARKET VALUE:		93,627,424.
TOTAL NONCASH GRANTS AND ALLOCATIONS \$		<u>93,627,424.</u>
TOTAL GRANTS AND ALLOCATIONS \$		<u><u>93,728,331.</u></u>

STATEMENT 5
FORM 990, PART II, LINE 43
OTHER EXPENSES

	(A)	(B)	(C)	(D)
	<u>TOTAL</u>	<u>PROGRAM SERVICES</u>	<u>MANAGEMENT & GENERAL</u>	<u>FUNDRAISING</u>
ADVERTISING	3,227.	629.	586.	2,012.
BANK/BROKERAGE FEES	7,161.	165.	6,996.	
COMMUNICATIONS	49,716.		49,716.	
DEVELOPMENT EDUCATION	6,195.	2,755.		3,440.
DUES & MEMBERSHIPS	12,655.	8,536.	3,959.	160.
HOSPITALITY	10,495.	1,427.	4,854.	4,214.
LIABILITY INSURANCE	25,052.	24,094.	527.	431.
MISCELLANEOUS	1,374.	474.	900.	
OCEAN FREIGHT & TRUCKING	357,113.	357,113.		
PROFESSIONAL SERVICES	39,394.	23,833.	3,257.	12,304.
REPAIRS & MAINTENANCE	25,000.	10,868.	6,837.	7,295.
SPECIFIC PROCUREMENT	228,061.	228,061.		
TAX, LICENSE & FEES	13,934.	2,589.	11,305.	40.
UTILITIES & TELEPHONE	34,451.	30,236.	3,007.	1,208.

CLIENT DRI

DIRECT RELIEF INTERNATIONAL

95-1831116

8/11/04

01:50PM

STATEMENT 5 (CONTINUED)
FORM 990, PART II, LINE 43
OTHER EXPENSES

	(A)	(B)	(C)	(D)
	TOTAL	PROGRAM SERVICES	MANAGEMENT & GENERAL	FUNDRAISING
WAREHOUSE OPERATIONS	10,958.	10,958.		
TOTAL	<u>\$ 824,786.</u>	<u>\$ 701,738.</u>	<u>\$ 91,944.</u>	<u>\$ 31,104.</u>

STATEMENT 6
FORM 990, PART III
ORGANIZATION'S PRIMARY EXEMPT PURPOSE

THE MISSION OF DIRECT RELIEF INTERNATIONAL IS TO PROVIDE APPROPRIATE ASSISTANCE TO HEALTH INSTITUTIONS AND PROJECTS WHICH SERVE THE POOR AND VICTIMS OF NATURAL AND CIVIL DISASTERS WITHOUT REGARD TO POLITICAL AFFILIATIONS, RELIGIOUS BELIEFS, ETHNIC IDENTITY OR ABILITY TO PAY.

STATEMENT 7
FORM 990, PART IV, LINE 54
INVESTMENTS - SECURITIES

OTHER PUBLICLY TRADED SECURITIES	VALUATION METHOD	AMOUNT
MARKETABLE SECURITIES	MARKET VALUE	\$ 4,056,769.
	TOTAL	<u>\$ 4,056,769.</u>
TOTAL INVESTMENTS - SECURITIES		<u>\$ 4,056,769.</u>

STATEMENT 8
FORM 990, PART IV, LINE 56
INVESTMENTS - OTHER

DESCRIPTION OF INVESTMENT	VALUATION METHOD	BOOK VALUE
INVESTMENT IN REAL ESTATE	COST	\$ 530,000.
	TOTAL	<u>\$ 530,000.</u>

CLIENT DRI

DIRECT RELIEF INTERNATIONAL

95-1831116

8/11/04

01:50PM

**STATEMENT 9
FORM 990, PART IV, LINE 57
LAND, BUILDINGS, AND EQUIPMENT**

<u>CATEGORY</u>	<u>BASIS</u>	<u>ACCUM. DEPREC.</u>	<u>BOOK VALUE</u>
AUTOMOBILES / TRANSPORTATION EQUIPMENT	\$ 61,653.	\$ 19,604.	\$ 42,049.
FURNITURE AND FIXTURES	112,821.	83,356.	29,465.
MACHINERY AND EQUIPMENT	358,746.	210,216.	148,530.
BUILDINGS	1,538,072.	243,529.	1,294,543.
IMPROVEMENTS	179,724.	20,520.	159,204.
LAND	1,363,950.		1,363,950.
MISCELLANEOUS	27,606.	11,047.	16,559.
TOTAL	\$ 3,642,572.	\$ 588,272.	\$ 3,054,300.

**STATEMENT 10
FORM 990, PART IV, LINE 58
OTHER ASSETS**

CONTRIBUTIONS RECEIVABLE	\$ 102,174.
OTHER ASSETS	18,787.
OTHER RECEIVABLES	1,364.
REMAINDER INTERESTS RECEIVABLE	41,173.
TOTAL	\$ 163,498.

**STATEMENT 11
FORM 990, PART IV, LINE 64B
MORTGAGES AND OTHER NOTES PAYABLE**

<u>MORTGAGES PAYABLE</u>	<u>BALANCE DUE</u>
SANTA BARBARA BANK & TRUST	\$ 1,158,358.
HUTTON FOUNDATION	468,111.
TOTAL	\$ 1,626,469.

**STATEMENT 12
FORM 990, PART IV, LINE 65
OTHER LIABILITIES**

DISTRIBUTION PAYABLE-ANNUITIES	\$ 36,793.
OTHER CURRENT LIABILITIES	172,757.
TOTAL	\$ 209,550.

**STATEMENT 13
FORM 990, PART IV-A, LINE B(4)
OTHER AMOUNTS**

FUNDRAISING EXPENSES	\$ 134,427.
RENTAL EXPENSE	21,606.

CLIENT DRI

DIRECT RELIEF INTERNATIONAL

95-1831116

8/11/04

01:50PM

STATEMENT 13 (CONTINUED)
FORM 990, PART IV-A, LINE B(4)
OTHER AMOUNTS

VALUATION-SPLIT INTEREST AGREEMENTS

	\$	-3,383.
TOTAL	\$	<u>152,650.</u>

STATEMENT 14
FORM 990, PART IV-B, LINE B(4)
OTHER AMOUNTS

FUNDRAISING EXPENSES
 RENTAL EXPENSES

	\$	134,427.
		21,606.
TOTAL	\$	<u>156,033.</u>

STATEMENT 15
FORM 990, PART VI, LINE 90A
LIST OF STATES WHICH THIS RETURN IS FILED

DIRECT RELIEF INTERNATIONAL WILL FILE COPIES OF FORM 990 IN THE FOLLOWING STATES:

AL, AK, AR, AZ, CA, CT, FL, GA, IL, KS, KY, MD, MA, ME, MI, MN, MS, NH, NJ, NM,
 NY, NC, ND, OH, OK, OR, PA, RI, SC, TN, UT, VA, WA, WV, WI

STATEMENT 16
SCHEDULE A, PART III, LINE 2
TRANSACTIONS WITH TRUSTEES, DIRECTORS, ETC.

THOMAS TIGHE, DIRECT RELIEF INTERNATIONAL'S CEO/PRESIDENT, WAS HIRED IN 2000. TO MITIGATE THE IMPACT OF THE HIGH COST OF LIVING IN SANTA BARBARA, DIRECT RELIEF JOINTLY PURCHASED A RESIDENCE WITH MR. TIGHE. THE RESIDENCE WAS PURCHASED AT FAIR MARKET VALUE FROM A PARTY UNRELATED TO EITHER MR. TIGHE OR DIRECT RELIEF INTERNATIONAL. DIRECT RELIEF INTERNATIONAL PURCHASED ITS 50% INTEREST OUTRIGHT. MR. TIGHE FINANCED HIS INTEREST THROUGH A DOWN PAYMENT AND A MORTGAGE ON THE BALANCE. MR. TIGHE'S TAXABLE WAGES ARE ADJUSTED ANNUALLY TO REFLECT THE FAIR MARKET VALUE OF LODGING PROVIDED BY DIRECT RELIEF INTERNATIONAL'S 50% INTEREST IN THE RESIDENCE. THIS ARRANGEMENT WAS TERMINATED IN JULY 2004 WHEN MR. TIGHE PURCHASED DIRECT RELIEF'S INTEREST AT THE CURRENT FAIR MARKET VALUE.

STATEMENT 17
SCHEDULE A, PART III, LINE 3
QUALIFICATIONS OF RECIPIENTS RECEIVING GRANTS OR LOANS

DIRECT RELIEF AWARDS GRANTS TO OTHER ORGANIZATIONS ON A DISCRETIONARY BASIS. THE MOST SIGNIFICANT CRITERIA USED TO DETERMINE AN AWARD IS WHETHER THE AWARD WILL FURTHER THE MISSION OF DIREC RELIEF INTERNATIONAL AS FOLLOWS:

THE MISSION OF DIRECT RELIEF INTERNATIONAL IS TO PROVIDE APPROPRIATE ASSISTANCE TO HEALTH INSTITUTIONS AND PROJECTS WHICH SERVE THE POOR AND VICTIMS OF NATURAL AND CIVIL DISASTERS WITHOUT REGARD TO POLITICAL AFFILIATIONS, RELIGIOUS BELIEFS, ETHNIC IDENTITY OR ABILITY TO PAY.

8/11/04

01:50PM

STATEMENT 18
SCHEDULE A, PART IV-A, LINE 22
OTHER INCOME

<u>DESCRIPTION</u>	<u>(A) 2002</u>	<u>(B) 2001</u>	<u>(C) 2000</u>	<u>(D) 1999</u>	<u>(E) TOTAL</u>
MISCELLANEOUS OPERATING INCOME					
	\$ 64,113.	\$ 81,768.	\$ 52,616.	\$ 41,263.	\$ 239,760.
TOTAL	<u>\$ 64,113.</u>	<u>\$ 81,768.</u>	<u>\$ 52,616.</u>	<u>\$ 41,263.</u>	<u>\$ 239,760.</u>

Direct Relief International				
2003				
Form 990, Part V - List of Board Officers and members				
Name and Address	Title and Time devoted to position (per week)	Compensation	Contributions to Employee Benefit Plans	Expense Acct & Other Allowances
Thomas E. Tighe 27 So La Patera Lane Santa Barbara, CA 93117	CEO/President 50+	\$ 150,358	\$ 8,250	\$ 10,800
Carolyn Amory 27 So La Patera Lane Santa Barbara, CA 93117	Director 5	-	-	-
Bruce Anticouni 27 So La Patera Lane Santa Barbara, CA 93117	Director 5	-	-	-
Gilbert Ashor, M.D. 27 So La Patera Lane Santa Barbara, CA 93117	Director 5	-	-	-
Philip M. Battaglia 27 So La Patera Lane Santa Barbara, CA 93117	Director 5	-	-	-
Frederick P. Burrows 27 So La Patera Lane Santa Barbara, CA 93117	Director 5	-	-	-
William Burtress 27 So La Patera Lane Santa Barbara, CA 93117	Treasurer 5	-	-	-
Andrea Capachietti, Ph. D 27 So La Patera Lane Santa Barbara, CA 93117	Director 5	-	-	-
Morgan Clendenen 27 So La Patera Lane Santa Barbara, CA 93117	Director 5	-	-	-
Killick S. Datta 27 So La Patera Lane Santa Barbara, CA 93117	Director 5	-	-	-
Thomas H. Dittmer 27 So La Patera Lane Santa Barbara, CA 93117	Director 5	-	-	-
Wilton A. Doane, M.D. 27 So La Patera Lane Santa Barbara, CA 93117	Director 5	-	-	-
Catherine B. Firestone 27 So La Patera Lane Santa Barbara, CA 93117	Director 5	-	-	-
Louise Gaylord 27 So La Patera Lane Santa Barbara, CA 93117	Director 5	-	-	-
Richard D. Godfrey 27 So La Patera Lane Santa Barbara, CA 93117	Director 5	-	-	-
Patricia Halloran 27 So La Patera Lane Santa Barbara, CA 93117	Secretary 5	-	-	-

Direct Relief International 2003 Form 990, Part V - List of Board Officers and members				
Name and Address	Title and Time devoted to position (per week)	Compensation	Contributions to Employee Benefit Plans	Expense Acct & Other Allowances
Melville Haskell, M.D. 27 So. La Patera Lane Santa Barbara, CA 93117	Director 5	-	-	-
Stanley C. Hatch 27 So La Patera Lane Santa Barbara, CA 93117	Director 5	-	-	-
Peter O. Johnson, Sr. 27 So La Patera Lane Santa Barbara, CA 93117	Director 5	-	-	-
Richard Johnson 27 So La Patera Lane Santa Barbara, CA 93117	Director 5	-	-	-
Lawrence Koppelman 27 So La Patera Lane Santa Barbara, CA 93117	Director 5	-	-	-
Nancy M. Lessner 27 So La Patera Lane Santa Barbara, CA 93117	Director 5	-	-	-
Don Lewis, M.D. 27 So La Patera Lane Santa Barbara, CA 93117	Director 5	-	-	-
Alix G. Mattingly 27 So La Patera Lane Santa Barbara, CA 93117	Director 5	-	-	-
William Morton-Smith, M.D. 27 So La Patera Lane Santa Barbara, CA 93117	Vice Chair 10	-	-	-
Robert C. Nakasone 27 So La Patera Lane Santa Barbara, CA 93117	Director 5	-	-	-
Denis Sanan 27 So La Patera Lane Santa Barbara, CA 93117	Director 5	-	-	-
Nancy Schlosser 27 So La Patera Lane Santa Barbara, CA 93117	Chair 10	-	-	-
Jim Shattuck 27 So La Patera Lane Santa Barbara, CA 93117	Director 5	-	-	-
Paul H. Turpin 27 So La Patera Lane Santa Barbara, CA 93117	Director 5	-	-	-

Direct Relief International
 Calendar Year 2003
 Statement of Program Service Accomplishments
 Form 990, Part III

Program Service Accomplishments.

Direct Relief's mission is to improve the health of people living in developing countries and those who are victims of natural disasters, war, and civil unrest. We work to strengthen indigenous health efforts of our international partners by providing essential material resources – medicines, supplies and equipment

People served is calculated based on the courses of treatment provided in an assistance shipment to a partner organization. A course of treatment is the recommended regimen by a manufacturer, for medicines treating a chronic condition or for an ongoing therapy (such as birth control), a one year supply is considered one course of treatment

Grants and Allocations - By region.

	Weight (lbs)	Value (\$)	People Served
Africa	168,608	9,116,651	2,163,375
Americas & the Caribbean	343,886	48,405,791	5,309,184
Asia	124,269	24,232,353	1,696,634
Other	80,522	11,872,628	1,414,567
Total Grants and Allocations	717,285	93,627,424	10,583,760

Cash Grants - see separate schedule

100,907

Other Program Expenses

1,924,194

Total Program Service Expense

\$ 95,652,525

Shipment Number	Receiving Partner Organization	Country	Region	Weight (lbs)	Value (\$)	People Served
3488	Jabe Hospital and Rhero Emergency Clinic	Burundi	Africa	3,848	\$ 107,856	60,428
3367	Mamfe General Hospital	Cameroon	Africa	7,324	\$ 119,623	58,316
3369	Youth Development Foundation	Cameroon	Africa	3,499	\$ 47,820	39,539
3565	Fraternity Medical Center	Cameroon	Africa	3,813	\$ 106,348	30,244
3332	Diocese of Kilwa-Kasenga	Congo, D R.	Africa	4,806	\$ 155,169	106,002
3462	Centre Hospitalier et de Diagnostic Medical (CHDM)	Congo, D.R.	Africa	4,706	\$ 190,509	69,072
3552	St. Kizito Health Care Center	Congo, D R.	Africa	7,544	\$ 188,868	109,955
3617	Boma Ophthalmic Hospital	Congo, D R	Africa	9,079	\$ 206,943	44,869
3478	Addis Ababa Fistula Hospital	Ethiopia	Africa	230	\$ 781	60
3519	Addis Ababa Fistula Hospital	Ethiopia	Africa	5,667	\$ 135,942	77,123
3509	Free Methodist World Mission Health Center	Ethiopia	Africa	6,311	\$ 216,004	122,800
3408	Dr. J.C Sam's Children's Clinic	Ghana	Africa	69	\$ 21,429	1,373
3416	Jehovah Rapha Healthcare Foundation	Ghana	Africa	42	\$ 3,142	595
3436	Korfe-Bu Teaching Hospital	Ghana	Africa	114	\$ 20,471	3,099
3492	Maranatha Maternity & Clinic	Ghana	Africa	4,538	\$ 68,970	45,896
3459	Jehovah Rapha Healthcare Foundation	Ghana	Africa	3,995	\$ 120,410	33,545
3576	Abura Clinic	Ghana	Africa	19	\$ 1,670	1,103
3284	Tumami Catholic Community Health Program	Kenya	Africa	2,244	\$ 96,060	31,127

Shipment Number	Receiving Partner Organization	Country	Region	Weight (lbs)	Value (\$)	People Served
3264	Waso Medical Services	Kenya	Africa	91	\$ 2,744	571
3293	Matata Nursing & Maternity Hospital	Kenya	Africa	8,923	\$ 201,786	105,029
3580	Nyumbani Orphanage/Children of God Relief Inst.	Kenya	Africa	882	\$ 42,536	24,114
3368	Christian Aid Ministries	Liberia	Africa	2,426	\$ 282,134	3,243
3412	Christian Aid Ministries	Liberia	Africa	5,454	\$ 560,791	10,846
3494	Christian Aid Ministries	Liberia	Africa	1,878	\$ 1,010,751	28,868
3499	ELWA Hospital	Liberia	Africa	102	\$ 53,640	1,710
3605	ELWA Hospital	Liberia	Africa	23	\$ 8,516	434
3425	Queen Elizabeth Central Hospital	Malawi	Africa	13,436	\$ 399,310	170,062
3392	Antof Rural Resource Center	Nigeria	Africa	230	\$ 51,486	9,314
3555	Diana French Hospital	Nigeria	Africa	55	\$ 12,553	2,177
3411	Ndegbornei Development Organization	Sierra Leone	Africa	10,944	\$ 285,366	148,501
3595	Ndegbornei Development Organization	Sierra Leone	Africa	1,723	\$ 1,623,823	17,234
3646	Ndegbornei Development Organization	Sierra Leone	Africa	6,654	\$ 241,330	101,137
3589	Hargeisa Hospital	Somalia	Africa	5,305	\$ 139,969	79,825
3527	Tshisimane Healing Center	South Africa	Africa	97	\$ 24,010	2,655
3651	Tshisimane Healing Center	South Africa	Africa	68	\$ 8,169	816
3490	Sudan Future Care Health Clinics	Sudan	Africa	220	\$ 93,087	1,165
3470	Sudan Future Care Health Clinics	Sudan	Africa	1,422	\$ 43,365	20,420
3573	Khartoum University Medical Outreach Clinics	Sudan	Africa	2,640	\$ 101,204	38,634
3579	Segedi West Rural Hospital	Sudan	Africa	2,554	\$ 54,078	12,363
3481	Bugando Medical Center	Tanzania	Africa	14	\$ 17,871	798
3448	Kagera Salient Dispensary	Tanzania	Africa	1,891	\$ 71,882	23,045
3409	Tarime Goodwill Foundation Health Services	Tanzania	Africa	5,322	\$ 247,053	103,241
3505	Health Department - KADERES	Tanzania	Africa	4,766	\$ 133,615	45,492
3209	Jinja Municipal Council	Uganda	Africa	4,975	\$ 222,102	114,708
3439	Mulago Hospital	Uganda	Africa	77	\$ 1,650	-
3489	Adwrr Hospital	Uganda	Africa	4,609	\$ 155,326	78,626
3545	Uganda Aids Orphanages	Uganda	Africa	139	\$ 8,500	1,100
3566	Uganda Reproductive Health Bureau	Uganda	Africa	1,282	\$ 66,479	19,876
3571	Mansa General Hospital	Zambia	Africa	3,888	\$ 424,205	59,860
3610	Mambilma Mission Hospital	Zambia	Africa	2,527	\$ 89,176	24,430
3611	Lubwe Mission Hospital	Zambia	Africa	3,935	\$ 205,967	35,231
3612	St Paul's Mission Hospital	Zambia	Africa	2,208	\$ 424,161	42,704
Subtotal - Africa				168,608	\$ 9,116,651	2,163,375
3620	George Town Clinic	Bahamas	Americas & the Caribbean	171	\$ 690	325
3435	Mercy Care Center	Belize	Americas & the Caribbean	1,010	\$ 43,363	6,412
3316	Organizacion Panamericana de Salud	Bolivia	Americas & the Caribbean	684	\$ 169,209	176,990
3336	Honorable Alcaldia de MINERO	Bolivia	Americas & the Caribbean	5,854	\$ 285,711	172,270
3421	Global Links Projects in Bolivia	Bolivia	Americas & the Caribbean	200	\$ 7,200	-
3385	Proyecto de Salud del Rio Beni	Bolivia	Americas & the Caribbean	1,820	\$ 219,361	21,571
3468	Proyecto de Salud del Rio Beni	Bolivia	Americas & the Caribbean	1,444	\$ 332,251	26,274
3600	Proyecto de Salud del Rio Beni	Bolivia	Americas & the Caribbean	50	\$ 1,119	1,789
3574	Organizacion Panamericana de Salud	Bolivia	Americas & the Caribbean	5,018	\$ 139,250	44,761
3168	Fundacion para el Desarrollo Agroecologico FUNDA-E	Bolivia	Americas & the Caribbean	918	\$ 40,562	17,503
3652	Organizacion Panamericana de Salud	Bolivia	Americas & the Caribbean	918	\$ 31,550	200,000
3650	Proyecto de Salud del Rio Beni	Bolivia	Americas & the Caribbean	15	\$ 1,655	651

Shipment Number	Receiving Partner Organization	Country	Region	Weight (lbs)	Value (\$)	People Served
3626	Proyecto de Salud del Rio Beni	Bolivia	Americas & the Caribbean	5,000	\$ 26,000	-
3551	Asociación Obras Social Irma Dulce	Brazil	Americas & the Caribbean	5,124	\$ 50,243	98,739
3375	Hospital Juan Manuel Marquez	Cuba	Americas & the Caribbean	31	\$ 5,199	790
3359	Cuba Para Cristo	Cuba	Americas & the Caribbean	40	\$ 687	-
3696	Marlín Luther King Center	Cuba	Americas & the Caribbean	32	\$ 3,515	576
3399	Health Care Education Partnership	Dominican Republic	Americas & the Caribbean	496	\$ 44,847	11,703
3406	BRA Dominicana / Batey Relief Alliance	Dominican Republic	Americas & the Caribbean	9,303	\$ 304,258	93,328
3532	BRA Dominicana / Batey Relief Alliance	Dominican Republic	Americas & the Caribbean	5,246	\$ 507,632	140,978
3263	Patronato Benefico Oriental, Inc.	Dominican Republic	Americas & the Caribbean	1,407	\$ 30,251	12,625
3498	Pastaza Health Programs	Ecuador	Americas & the Caribbean	49	\$ 12,722	1,345
3537	Medical Aid to the Ecuador Amazon	Ecuador	Americas & the Caribbean	74	\$ 20,205	3,560
3308	Secretaria Nacional de la Familia / FUDEM	El Salvador	Americas & the Caribbean	1,730	\$ 252,717	60,215
3401	Clinica Maria Madre de los Pobres	El Salvador	Americas & the Caribbean	74	\$ 21,576	3,248
3395	Fundacion Salvadoreña (FUSAL)	El Salvador	Americas & the Caribbean	14,139	\$ 560,377	129,322
3429	O.E.F. de El Salvador	El Salvador	Americas & the Caribbean	275	\$ 49,204	6,021
3441	AJWS Projects in El Salvador	El Salvador	Americas & the Caribbean	25	\$ 3,184	1,494
3467	Secretaria Nacional de la Familia / FUDEM	El Salvador	Americas & the Caribbean	33	\$ 31,599	1,800
3543	SAHF - Salvadoran American Humanitarian Foundation	El Salvador	Americas & the Caribbean	376	\$ 207,293	3,220
3531	Fundacion Salvadoreña (FUSAL)	El Salvador	Americas & the Caribbean	5,336	\$ 409,183	94,969
3547	Clinica Maria Madre de los Pobres	El Salvador	Americas & the Caribbean	468	\$ 48,816	9,106
3575	Fundacion Nuevos Horizontes Para Los Pobres	El Salvador	Americas & the Caribbean	10,596	\$ 1,684,642	157,650
3587	SAHF - Salvadoran American Humanitarian	El Salvador	Americas & the Caribbean	1,571	\$ 589,830	9,198
3546	Comite de Reconstruccion y Desarrollo Economico	El Salvador	Americas & the Caribbean	1,773	\$ 173,289	31,775
3666	Secretaria Nacional de la Familia / FUDEM	El Salvador	Americas & the Caribbean	8,372	\$ 319,760	10,857
3480	St. Vincent De Paul Society	Grenada	Americas & the Caribbean	11,627	\$ 212,207	9,952
3379	Light Ministries	Guatemala	Americas & the Caribbean	677	\$ 28,727	6,815
3393	DOCARE International Mission	Guatemala	Americas & the Caribbean	57	\$ 9,734	1,806
3398	Agnos Foundation Clinics	Guatemala	Americas & the Caribbean	228	\$ 11,050	2,004
3410	Adonal International Ministries	Guatemala	Americas & the Caribbean	395	\$ 11,322	873
3443	Cantas de Guatemala	Guatemala	Americas & the Caribbean	450	\$ 900	-
3302	Unidas Para Vivir Mejor - UPAVIM	Guatemala	Americas & the Caribbean	391	\$ 61,265	4,457
3508	Caritas Arquidio Cesana	Guatemala	Americas & the Caribbean	7,753	\$ 5,109,995	148,639
3557	Ministero de Salud Publica y Asistencia Social	Guatemala	Americas & the Caribbean	1,991	\$ 53,829	19,433
3599	Caritas Arquidio Cesana	Guatemala	Americas & the Caribbean	8,137	\$ 4,810,802	100,874
3365	Berbice River Healthcare Project	Guyana	Americas & the Caribbean	1,835	\$ 192,196	34,784
3386	Davis Memorial Hospital	Guyana	Americas & the Caribbean	870	\$ 88,790	16,375
3387	St Joseph's Mercy Hospital	Guyana	Americas & the Caribbean	883	\$ 86,339	15,567
3388	New Amsterdam Hospital	Guyana	Americas & the Caribbean	1,345	\$ 115,432	26,081
3389	Bartica Hospital	Guyana	Americas & the Caribbean	1,488	\$ 177,472	30,407
3390	Port Mourant Hospital	Guyana	Americas & the Caribbean	1,463	\$ 168,531	26,581
3391	Linden Hospital	Guyana	Americas & the Caribbean	1,339	\$ 126,765	25,658
3491	Berbice River Healthcare Project	Guyana	Americas & the Caribbean	230	\$ 97,394	1,220
3533	Berbice River Healthcare Project	Guyana	Americas & the Caribbean	25	\$ 17,642	544
3572	Berbice River Healthcare Project	Guyana	Americas & the Caribbean	31	\$ 706	90
3663	Berbice River Healthcare Project	Guyana	Americas & the Caribbean	95	\$ 92,303	4,896
3625	Moraikobai Hospital	Guyana	Americas & the Caribbean	853	\$ 11,725	3,059
3635	Kabakabun & Wakepoa Health Post	Guyana	Americas & the Caribbean	469	\$ 5,139	4,414
3636	Canal & La Grange Health Centers &	Guyana	Americas & the Caribbean	679	\$ 17,656	7,762
3637	Chrstanburg & One Mile Health Centers	Guyana	Americas & the Caribbean	374	\$ 7,391	2,962

Shipment Number	Receiving Partner Organization	Country	Region	Weight (lbs)	Value (\$)	People Served
3638	Cumberland & Fyrish Health Centers	Guyana	Americas & the Caribbean	649 \$	8,062	4,466
3639	Bushlot Health Center	Guyana	Americas & the Caribbean	603 \$	23,509	13,097
3640	Crabwood Creek Health Center	Guyana	Americas & the Caribbean	479 \$	15,180	6,412
3370	Arcachon Hospital	Haiti	Americas & the Caribbean	12,173 \$	2,222,505	498,632
3382	Project Haiti	Haiti	Americas & the Caribbean	314 \$	21,646	4,227
3397	St. Ignatius Medical Mission	Haiti	Americas & the Caribbean	45 \$	2,617	656
3454	Arcachon Hospital	Haiti	Americas & the Caribbean	5,129 \$	700,511	36,893
3495	New Hope Ministries	Haiti	Americas & the Caribbean	556 \$	100,568	8,766
3518	Arcachon Hospital	Haiti	Americas & the Caribbean	8,246 \$	2,786,859	80,414
3596	Christian Aid Ministries	Haiti	Americas & the Caribbean	3,959 \$	2,289,156	36,952
3628	Christian Aid Ministries	Haiti	Americas & the Caribbean	1,733 \$	246,615	2,432
3630	Ministry of Health	Haiti	Americas & the Caribbean	6,017 \$	630,016	22,222
3659	Christian Aid Ministries	Haiti	Americas & the Caribbean	522 \$	325,418	7,540
3662	St. Jules Medical Clinic	Haiti	Americas & the Caribbean	187 \$	8,683	4,110
3415	Nicaraguan Children's Fund	Honduras	Americas & the Caribbean	62 \$	14,181	828
3449	Brigada de Salud / Honduras Relief Effort	Honduras	Americas & the Caribbean	177 \$	32,386	2,338
3461	Nuestros Pequenos Hermanos Honduras	Honduras	Americas & the Caribbean	240 \$	360	-
3465	Iglesia Episcopal Hondurena	Honduras	Americas & the Caribbean	743 \$	38,038	10,642
3407	Honduran Health Exchange / C.P.T.R.T.	Honduras	Americas & the Caribbean	2,941 \$	435,205	29,967
3472	ESCUELA AGRICOLA PANAMERICANA / PROYECTO F	Honduras	Americas & the Caribbean	6,885 \$	168,511	111,425
3496	Hacienda Cristo Salva	Honduras	Americas & the Caribbean	321 \$	44,029	6,876
3458	Dr. Polo Galindo Clinic	Honduras	Americas & the Caribbean	947 \$	24,486	20,325
3603	ESCUELA AGRICOLA PANAMERICANA / PROYECTO F	Honduras	Americas & the Caribbean	2,588 \$	198,483	48,159
3607	Baja Project for Crippled Children	Honduras	Americas & the Caribbean	650 \$	10,996	10,119
3553	Honduran Health Exchange / C.P.T.R.T.	Honduras	Americas & the Caribbean	3,294 \$	299,672	50,748
3657	Hacienda Cristo Salva	Honduras	Americas & the Caribbean	79 \$	1,677	3,135
3360	Jamaica Partners	Jamaica	Americas & the Caribbean	31 \$	14,002	444
3376	Falmouth Hospital	Jamaica	Americas & the Caribbean	145 \$	26,767	655
3394	Missionaries of the Poor	Jamaica	Americas & the Caribbean	139 \$	2,258	565
3396	Food for the Poor, Jamaica	Jamaica	Americas & the Caribbean	7,457 \$	1,432,558	52,136
3446	Missionaries of the Poor	Jamaica	Americas & the Caribbean	47 \$	24,114	869
3445	Food for the Poor, Jamaica	Jamaica	Americas & the Caribbean	13,620 \$	2,384,104	133,196
3497	Jamaica Humanitarian Dental Mission	Jamaica	Americas & the Caribbean	1,913 \$	13,479	11,771
3516	Missionaries of the Poor	Jamaica	Americas & the Caribbean	51 \$	27,723	537
3583	Missionaries of the Poor	Jamaica	Americas & the Caribbean	39 \$	32,542	421
3588	Food for the Poor, Jamaica	Jamaica	Americas & the Caribbean	136 \$	37,709	3,924
3592	Food for the Poor, Jamaica	Jamaica	Americas & the Caribbean	8,381 \$	3,404,881	75,579
3644	Jamaica Partners	Jamaica	Americas & the Caribbean	86 \$	50,698	2,108
3654	Missionaries of the Poor	Jamaica	Americas & the Caribbean	150 \$	53,075	2,215
3671	Food for the Poor, Jamaica	Jamaica	Americas & the Caribbean	5,842 \$	1,229,252	41,332
3374	Unidad Medica Rural de San Juan Numi	Mexico	Americas & the Caribbean	1 \$	166	-
3372	LIGA International	Mexico	Americas & the Caribbean	133 \$	199,034	3,193
3350	Potter's Clay	Mexico	Americas & the Caribbean	1,409 \$	112,884	18,879
3471	Hendido del Club Rotano	Mexico	Americas & the Caribbean	9 \$	1,862	78
3493	Casa Clinica Convivencia Campesina	Mexico	Americas & the Caribbean	9 \$	1,325	-
3536	Christian Medical and Dental Association	Mexico	Americas & the Caribbean	100 \$	2,400	-
3440	Dispensario de Ayuda Social, A. C.	Mexico	Americas & the Caribbean	2,705 \$	13,825	37,355
3613	Potter's Clay	Mexico	Americas & the Caribbean	219 \$	2,882	299
3619	Centro de Salud Todos Santos	Mexico	Americas & the Caribbean	629 \$	33,047	10,664

Shipment Number	Receiving Partner Organization	Country	Region	Weight (lbs)	Value (\$)	People Served
3621	Clinica de Maruata	Mexico	Americas & the Caribbean	331	\$ 13,921	6,042
3648	City of Angels Orphanage	Mexico	Americas & the Caribbean	141	\$ 4,486	2,616
3649	Women with a Purpose	Mexico	Americas & the Caribbean	110	\$ 3,498	2,271
3417	Casa Clinica Convivencia Campesina	Mexico	Americas & the Caribbean	184	\$ 21,288	1,608
3371	AeroMedicos of Santa Barbara	Mexico	Americas & the Caribbean	420	\$ 53,834	7,349
3377	Mexican Medical	Mexico	Americas & the Caribbean	2,060	\$ 205,980	20,598
3402	Juarez Eye Center	Mexico	Americas & the Caribbean	222	\$ 7,420	2,200
3356	Companeros de las Americas	Nicaragua	Americas & the Caribbean	123	\$ 12,560	205,500
3414	Nicaraguan Children's Fund	Nicaragua	Americas & the Caribbean	77	\$ 14,492	972
3457	Nicaraguan Children's Fund	Nicaragua	Americas & the Caribbean	63	\$ 11,710	1,015
3500	American Nicaraguan Foundation	Nicaragua	Americas & the Caribbean	8,399	\$ 1,227,402	107,046
3601	Nicaraguan Children's Fund	Nicaragua	Americas & the Caribbean	43	\$ 13,925	959
3538	Companeros de las Americas	Nicaragua	Americas & the Caribbean	542	\$ 6,403	205,500
3622	American Nicaraguan Foundation	Nicaragua	Americas & the Caribbean	5,971	\$ 2,755,118	95,052
3430	Rotary Club El Rimac	Peru	Americas & the Caribbean	85	\$ 37,745	6,316
3444	I.S.P.T.R. / P.A.R.D.	Peru	Americas & the Caribbean	328	\$ 20,114	3,835
3404	Hospital Regional de Ayacucho	Peru	Americas & the Caribbean	15,267	\$ 884,880	104,416
3455	Arzobispado de Lima	Peru	Americas & the Caribbean	12,019	\$ 259,692	98,283
3510	I.S.P.T.R. / P.A.R.D.	Peru	Americas & the Caribbean	35	\$ 50,870	648
3423	Instituto Especializado de Salud del Nino	Peru	Americas & the Caribbean	776	\$ 85,652	18,498
3405	Hospital Regional Docente de Trujil	Peru	Americas & the Caribbean	6,444	\$ 365,827	143,555
3590	CARITAS DEL PERU	Peru	Americas & the Caribbean	756	\$ 709,649	7,560
3424	Instituto Especializado Materno Perinatal	Peru	Americas & the Caribbean	616	\$ 12,041	9,360
3591	Hospital Apoyo Puquio	Peru	Americas & the Caribbean	5,995	\$ 291,066	132,164
3594	Hospital Regional de Ayacucho	Peru	Americas & the Caribbean	864	\$ 731,735	8,640
3522	CARITAS DEL PERU	Peru	Americas & the Caribbean	7,503	\$ 371,562	157,174
3661	I.S.P.T.R. / P.A.R.D.	Peru	Americas & the Caribbean	315	\$ 4,544	3,857
3624	Vicariato Apostolico de San Ramon	Peru	Americas & the Caribbean	2,094	\$ 103,459	34,559
3641	Hospital Regional de Ayacucho	Peru	Americas & the Caribbean	5,563	\$ 202,961	314,529
3482	Living Water Community	Trinidad and Tobago	Americas & the Caribbean	12,047	\$ 360,130	11,181
3629	Monte Vista Communications Center	USA	Americas & the Caribbean	600	\$ 39,600	6,000
3384	African Community Resource Center	USA	Americas & the Caribbean	177	\$ 1,077	1,560
3418	Santa Barbara Food Bank	USA	Americas & the Caribbean	1,949	\$ 7,271	2,064
3451	Santa Barbara Neighborhood Clinics	USA	Americas & the Caribbean	154	\$ 13,725	225
3452	Carrillo Family Dental Clinic	USA	Americas & the Caribbean	132	\$ 2,101	600
3453	Santa Barbara-Ventura Counties Dental Society	USA	Americas & the Caribbean	1,350	\$ 16,744	10,632
3460	American Indian Health & Services	USA	Americas & the Caribbean	50	\$ 750	150
3477	Navajoland Utah	USA	Americas & the Caribbean	29	\$ 689	304
3486	Devereux Santa Barbara	USA	Americas & the Caribbean	40	\$ 1,178	-
3512	Summer & Santa Packs	USA	Americas & the Caribbean	11,610	\$ 99,981	87,253
3529	California Community Clinics	USA	Americas & the Caribbean	2,192	\$ 698,329	21,510
	Globous Relief Fund	USA	Americas & the Caribbean		\$ 334,949	
	Dreamweaver Medical Foundation	USA	Americas & the Caribbean		\$ 262,124	
	World Opportunities International/Help the Children	USA	Americas & the Caribbean		\$ 52,405	
	Other Domestic NGO's	USA	Americas & the Caribbean		\$ 122,068	
3523	Turnnique Foundation	Venezuela	Americas & the Caribbean	62	\$ 14,622	1,664
	Subtotal - Americas & the Caribbean			343,886	\$ 48,405,791	5,309,184

Shipment Number	Receiving Partner Organization	Country	Region	Weight (lbs)	Value (\$)	People Served
3438	Malalai Maternity Hospital	Afghanistan	Asia	466	\$ 26,881	-
3437	Macroyan Medical Clinic	Afghanistan	Asia	310	\$ 21,655	3,188
3364	Afghan Institute for Learning	Afghanistan	Asia	1,070	\$ 87,766	18,709
3577	Macroyan Medical Clinic	Afghanistan	Asia	587	\$ 79,068	7,218
3432	Jigme Dorji Wangchuck National Hospital	Bhutan	Asia	129	\$ 9,707	2,473
3581	Jigme Dorji Wangchuck National Hospital	Bhutan	Asia	32	\$ 4,165	-
3463	Angkor Hospital for Children	Cambodia	Asia	7,138	\$ 153,583	32,940
3464	Mongkul Borei Hospital	Cambodia	Asia	8,315	\$ 103,734	22,226
3664	Sihanouk Hospital Center	Cambodia	Asia	1,350	\$ 44,626	2,160
3670	Sihanouk Hospital Center	Cambodia	Asia	3,989	\$ 1,547,654	19,944
3479	Sihanouk Hospital Center	Cambodia	Asia	8,740	\$ 7,263,916	672,259
3354	Binhai County People's Hospital	China	Asia	150	\$ 25,000	-
3548	Zhuwo Central Clinic	China	Asia	66	\$ 2,283	100
3549	Shangye Charity Hospital	China	Asia	97	\$ 20,938	630
3683	Kumbum Tibetan Medical Hospital	China	Asia	49	\$ 2,633	19,250
3347	Shree Bidada Sarvodaya Trust	India	Asia	16	\$ 9,594	306
3400	Aravind Eye Hospital	India	Asia	35	\$ 22,500	-
3380	Venu Charitable Society	India	Asia	2,684	\$ 502,158	16,658
3484	Hyderabad Eye Institute	India	Asia	120	\$ 12,100	-
3485	Hyderabad Eye Institute	India	Asia	110	\$ 16,734	10,154
3501	Good Samaritan Social Service Society	India	Asia	4,304	\$ 90,384	16,727
3540	Aravind Eye Hospital	India	Asia	765	\$ 60,000	-
3466	Rajkot Voluntary Blood Bank	India	Asia	8,850	\$ 64,480	-
3556	Aravind Eye Hospital	India	Asia	54	\$ 16,310	-
3558	Aravind Eye Hospital	India	Asia	380	\$ 12,251	-
3559	Aravind Eye Hospital	India	Asia	880	\$ 40,916	-
3569	Sonada Tibetan Refugee Settlement	India	Asia	312	\$ 33,710	5,011
3608	Aravind Eye Hospital	India	Asia	300	\$ 8,565	-
3668	Shree Bidada Sarvodaya Trust	Indonesia	Asia	19	\$ 12,529	162
3345	Hobawawi Medical Clinic	Indonesia	Asia	1,558	\$ 34,970	14,139
3669	Dr. Seyed Samad Aghamiri, Director	Iran	Asia	6,288	\$ 333,793	28,344
3476	Erbil Children's Hospital	Iraq	Asia	2,845	\$ 56,735	9,320
3506	Saint Raphael Hospital	Iraq	Asia	84	\$ 18,548	1,419
3524	Saint Raphael Hospital	Iraq	Asia	89	\$ 62,180	1,972
3515	Children's Dental Project - Babil	Iraq	Asia	937	\$ 18,732	99,972
3517	Freedom and Peace Trust / Iraq MH	Iraq	Asia	2,345	\$ 1,029,122	1,313
3526	Freedom and Peace Trust / Iraq MH	Iraq	Asia	14,353	\$ 4,368,993	28,412
3560	Saint Raphael Hospital	Iraq	Asia	133	\$ 32,111	2,247
3593	Freedom and Peace Trust / Iraq MH	Iraq	Asia	864	\$ 234,470	2,914
3604	Saint Raphael Hospital	Iraq	Asia	1,144	\$ 249,277	19,846
3609	Freedom and Peace Trust / Iraq MH	Iraq	Asia	3,200	\$ 4,529,612	18,109
3584	Freedom and Peace Trust / Iraq MH	Iraq	Asia	9,075	\$ 633,551	127,835
3585	Saint Raphael Hospital	Iraq	Asia	5,988	\$ 601,117	53,780
3633	Ibn Al Nafis Hospital	Iraq	Asia	80	\$ 68,914	3,007
3643	Freedom and Peace Trust / Iraq MH	Iraq	Asia	200	\$ 1,000	50
3653	Freedom and Peace Trust / Iraq MH	Iraq	Asia	981	\$ 416,224	8,874
3665	Ibn Al Nafis Hospital	Iraq	Asia	170	\$ 4,621	10,000
3434	Ruwaished Refugee Camp	Jordan	Asia	695	\$ 13,789	12,736
3333	Nalae District Hospital	Laos	Asia	2,733	\$ 72,566	54,228

Shipment Number	Receiving Partner Organization	Country	Region	Weight (lbs)	Value (\$)	People Served
3355	Muang Sing Hospital	Laos	Asia	1,802 \$	14,304	5,187
3361	Muang Sing Hospital	Laos	Asia	30 \$	5,041	257
3363	Nalae District Hospital	Laos	Asia	37 \$	3,994	817
3344	United Nations Relief & Works Agency	Lebanon	Asia	5,262 \$	337,090	180,166
3525	Bethania Hospital	Pakistan	Asia	4,023 \$	255,983	40,696
3362	Medical Outreach Clinic & Abulug Hospital	Philippines	Asia	167 \$	46,740	4,324
3511	Medical Outreach Clinic & Abulug Hospital	Philippines	Asia	108 \$	237,794	360
3656	Medical Outreach Clinic & Abulug Hospital	Philippines	Asia	343 \$	123,337	5,141
3419	St. John of God Clinic	South Korea	Asia	542 \$	4,672	3,318
3541	St. John of God Clinic	South Korea	Asia	1,003 \$	9,880	6,046
3623	Hill Tribe Clinics	Thailand	Asia	270 \$	30,488	4,388
3504	St. John's Eye Hospital, Red Crescent & Razi Hosp.	West Bank/Gaza	Asia	5,548 \$	83,400	96,736
3520	Rafidia Hospital	West Bank/Gaza	Asia	56 \$	3,464	566
	Subtotal - Asia			124,269 \$	24,232,353	1,696,634
3539	Public Hospital #8	Armenia	Other	1,624 \$	54,951	32,066
3602	Caritas biskupije Banja Luka u Bihacu	Bosnia-Herzegovina	Other	2,486 \$	330,986	49,917
3426	Municipal Hospital "R. Angelova"	Bulgaria	Other	4,290 \$	221,278	84,557
3427	Specialized Hosp for Active Treatment-Tran	Bulgaria	Other	3,874 \$	247,808	86,739
3428	Multiprofile Hospital "Jivot" - Krumovgrad	Bulgaria	Other	3,667 \$	129,326	69,132
3564	St. Ivan Rilski Hospital	Bulgaria	Other	1,864 \$	48,553	14,031
3447	Nursing Home Consortium	Estonia	Other	14,686 \$	952,674	172,981
3631	Sabu Sabu Hospital	Fiji	Other	50 \$	1,800	-
3357	Counterpart / Georgia	Georgia	Other	9,984 \$	91,658	369,131
3420	Central Children's Hospital	Georgia	Other	248 \$	27,844	3,675
3304	Children's Rehabilitation Center "Altun-Balaluk"	Kyrgyzstan	Other	7,160 \$	258,035	154,224
3561	Ministry of Health	Marshall Islands	Other	27 \$	450	9,000
3562	Ministry of Health	Marshall Islands	Other	997 \$	13,934	8,556
3530	Christian Aid Ministries Romania	Romania	Other	14,212 \$	7,183,603	52,079
3542	Christian Aid Ministries Romania	Romania	Other	2,790 \$	1,652,956	47,334
3582	Christian Aid Ministries Romania	Romania	Other	2,610 \$	374,906	9,655
3283	Rohatyn Central District Hospital	Ukraine	Other	5,787 \$	177,550	214,213
3578	Dneprovsky District Hospital	Ukraine	Other	4,166 \$	104,317	37,277
	Subtotal - Other			80,522 \$	11,872,628	1,414,567
	Total			717,285 \$	93,627,424	10,583,760




September 19, 2003

Resolution 2003-3

WHEREAS, the Corporation desires to change its Fiscal Year, be it:

RESOLVED, that the Corporation cease using its current fiscal year of January 1 – December 31 and adopt a new fiscal year beginning April 1st and ending the following March 31st. The new fiscal year shall commence April 1, 2004. This change in reporting period shall require a one-time short fiscal year covering the period January 1, 2004 through March 31, 2004.

Voted upon and approved by the Board of Directors, with a quorum present, at the Quarterly meeting held on September 19, 2003.


Patricia Halloran, Secretary

7. **MISCELLANEOUS**

7.1 **Maintenance of Articles and Bylaws.** The Corporation shall keep in its principal office in the State of California the original or a copy of its Articles of Incorporation and of these Bylaws as amended to date.

7.2 **Endorsement of Documents: Contracts.** The Board of Directors, through the Executive Committee, may authorize any officer or officers, or agent or agents, to enter into any contract or execute any instruments in the name of and on behalf of the Corporation and such authority may be general or confined to specific instances and, unless so authorized by the Board of Directors, through the Executive Committee, no officer, agent, or other person shall have any power or authority to bind the Corporation by any contract or engagement or to pledge its credit or to render it liable for any purpose or to any amount.

7.3 **Representation of Shares of Other Corporations.** The Chairman or any other officer or officers authorized by the Board or the Chairman are each authorized to vote, represent and exercise on behalf of the Corporation any rights incidental to any and all shares of any other corporation or corporations standing in the name of the Corporation. The authority herein granted may be exercised either by any such officer in person or by any other person authorized to do so by proxy or power of attorney duly executed by said officer.

7.4 **Construction and Definitions.** Unless the context otherwise requires, the general provisions, rules of construction and definitions contained in the General Provisions of the California Nonprofit Corporation Law and in the California Nonprofit Public Benefit Corporation Law shall govern the construction of these Bylaws.

7.5 **Amendments.** These Bylaws may be amended or repealed and new Bylaws may be adopted only by a majority of the Directors present at any meeting at which a quorum is present, if at least two (2) days' written notice is given of the intention to amend, repeal, or adopt new Bylaws at such meeting; *provided*, however, that these Bylaws shall not be amended in a manner that would make any provision hereof inconsistent with the nonprofit, tax exempt character and status of this Corporation.

7.6 **Fiscal Year.** The fiscal year of the Corporation shall be the calendar year .

(Balance of this page intentionally left blank.)

AMENDED AND RESTATED BYLAWS

DIRECT RELIEF INTERNATIONAL,
a California nonprofit public benefit corporation

December 3, 1999


CERTIFICATE OF SECRETARY

I, PAUL RIEMENSCHNEIDER, do hereby certify that:

1. I am the duly elected and acting Secretary of **DIRECT RELIEF INTERNATIONAL**, a California nonprofit public benefit Corporation;
2. The foregoing Amended and Restated Bylaws, consisting of ten (10) pages, constitute the Bylaws of said Corporation, as unanimously adopted by action of the Board of Directors of the Corporation at a duly held meeting on December 11, 1998; and
3. The foregoing Bylaws have not been further amended since the date of that meeting, and remain in full force and effect as of the date of this Certificate.

IN WITNESS WHEREOF, the undersigned has executed this Certificate on the date set forth below.

12/27/99
Date



Paul Riemenschneider

CLIENT DRI

DIRECT RELIEF INTERNATIONAL

95-1831116

8/11/04

01 50PM

NO.	DESCRIPTION	DATE ACQUIRED	DATE SOLD	COST/ BASIS	BUS PCT.	CUR 179 BONUS	SPECIAL DEPR ALLOW.	PRIOR 179/ BONUS/ SP_DEPR.	PRIOR DEC BAL DEPR.	SALVAGE /BASIS REDUCT.	DEPR BASIS	PRIOR DEPR.	METHOD	LIFE	RATE	CURRENT DEPR.				
27	LAB STOOLS	12/15/93		275							275	254	S/L	10		21				
35	WORKBENCHES	6/15/94		700							700	595	S/L	10		70				
40	BIOMED/EXP	3/01/95		24,167							24,167	24,167	S/L	5		0				
41	BIOMED/EXP	3/01/95		2,000							2,000	2,000	S/L	5		0				
42	BIOMED/EXP	3/01/95		3,750							3,750	3,750	S/L	5		0				
44	CLASS EQUIP	3/01/95		2,995							2,995	2,995	S/L	5		0				
110	CABLE METER/TESTER	3/27/00		595							595	165	S/L	10		60				
111	TEST EQUIPMENT	3/09/00		7,711							7,711	2,185	S/L	10		771				
112	SANDBLASTER	3/16/00		815							815	225	S/L	10		82				
TOTAL BIOMED EQUIPMENT													43,008	0	0	0	0	43,008	36,336	1,004

BUILDING IMPROVEMENTS

14	PLUMBING	12/01/91		163							163	89	S/L	20		8
15	ALARM SYSTEM	12/01/91		2,765							2,765	1,530	S/L	20		138
16	LEASEHOLD IMPROVEMENTS	10/01/91		645							645	361	S/L	20		32
17	CARPETING	10/01/91		7,644							7,644	4,298	S/L	20		382
18	TELEPHONE WIRING	11/01/91		2,000							2,000	1,117	S/L	20		100
19	PLUMBING	10/01/91		200							200	113	S/L	20		10
20	PLUMBING	12/01/91		200							200	110	S/L	20		10
21	WINDOWS	12/01/91		240							240	133	S/L	20		12
22	FIRE ALARM	12/01/91		178							178	99	S/L	20		9
23	TEMPERATURE SENSOR	12/01/91		506							506	278	S/L	20		25
24	LEASEHOLD IMPROVEMENTS	12/01/91		1,786							1,786	987	S/L	20		89

CLIENT DRI

DIRECT RELIEF INTERNATIONAL

95-1831116

8/11/04

01 50PM

NO.	DESCRIPTION	DATE ACQUIRED	DATE SOLD	COST/ BASIS	BUS PCT.	CUR 179 BONUS	SPECIAL DEPR. ALLOW.	PRIOR 179/ BONUS/ SP_DEPR.	PRIOR DEC BAL DEPR.	SALVAG /BASIS REDUCT.	DEPR BASIS	PRIOR DEPR.	METHOD	LIFE	RATE	CURRENT DEPR.
36	SLIDINGS - LHI	2/15/94		6,030							6,030	2,667	S/L	20		302
37	CONSULTING FEES - LHI	12/15/94		7,115							7,115	2,877	S/L	20		356
38	BUILDING PERMIT - LHI	12/15/94		1,230							1,230	501	S/L	20		62
48	BIOMED EXP	2/01/95		49,661							49,661	18,622	S/L	20		2,483
49	BIOMED INKIND	2/01/95		2,705							2,705	1,012	S/L	20		135
55	HEATING UNIT	12/31/97		31,699							31,699	3,960	S/L	40		792
56	BUILDING IMPROVEMENTS	4/01/98		88,430							88,430	10,502	S/L	40		2,211
105	LHI - LIGHTING	8/01/00		5,190							5,190	314	S/L	40		130
149	SERVER CLOSET	5/01/03		4,964							4,964		S/L	20		165
150	WAREHOUSE OFFICES	5/01/03		12,813							12,813		S/L	40		214
151	WAREHOUSE LIGHTING	9/01/03		33,394							33,394		S/L	40		278
TOTAL BUILDING IMPROVEMENTS																
				259,558		0	0	0	0	0	259,558	49,570				7,943
BUILDINGS																
54	BUILDING	9/01/97		1,538,072							1,538,072	205,077	S/L	40		38,452
TOTAL BUILDINGS																
				1,538,072		0	0	0	0	0	1,538,072	205,077				38,452
COMPUTER EQUIPMENT																
30	HARD DRIVE	3/15/94		1,374							1,374	1,374	S/L	5		0
31	COMPAQ DESKPRO	1/15/94		2,442							2,442	2,442	S/L	5		0
32	COMPAQ CONTURA POR	6/15/94		2,181							2,181	2,181	S/L	5		0
33	IBM UP DESKTOP	7/15/94		2,217							2,217	2,217	S/L	5		0
34	EPSON PRINTER	11/15/94		300							300	300	S/L	5		0
50	TAPE BACKUP	8/01/96		1,270							1,270	1,270	S/L	5		0
51	LAPTOP COMPUTER	2/01/97		2,104							2,104	2,104	S/L	5		0

12/31/03

2003 FEDERAL BOOK DEPRECIATION SCHEDULE

PAGE 3

CLIENT DRI

DIRECT RELIEF INTERNATIONAL

95-1831116

8/11/04

01:50PM

NO.	DESCRIPTION	DATE ACQUIRED	DATE SOLD	COST/ BASIS	BUS PCT.	CUR 179/ BONUS	SPECIAL DEPR ALLOW.	PRIOR 179/ BONUS/ SP. DEPR.	PRIOR DEC. BAL DEPR.	SALVAGE /BASIS REDUCT.	DEPR BASIS	PRIOR DEPR.	METHOD	LIFE	RATE	CURRENT DEPR.
58	SEANIX CS PRICE233	5/01/98		1,259							1,259	1,176	S/L	5		83
59	SAG SERVER	5/01/98		3,983							3,983	3,719	S/L	5		264
60	SURGE PROTECTORS	5/01/98		607							607	565	S/L	5		42
61	MISC COMPUTER PARTS	5/01/98		336							336	313	S/L	5		23
62	12 COMPUTERS	5/01/98		14,082							14,082	13,142	S/L	5		940
63	MISC COMPUTER PARTS	6/01/98		179							179	165	S/L	5		14
64	UPS BATTERIES	6/01/98		180							180	165	S/L	5		15
65	MEMORY MODULE	7/01/98		88							88	81	S/L	5		7
71	HP SCANJET 6250CSE	2/01/99		536							536	419	S/L	5		107
72	HP DESK JET 895CSE	2/01/99		429							429	337	S/L	5		86
73	CLIENTPRO 333 MINI	5/01/99		1,328							1,328	975	S/L	5		266
74	CLIENTPRO 333 MINI	5/01/99		1,328							1,328	975	S/L	5		266
75	CLIENTPRO 333 MINI	5/01/99		1,328							1,328	975	S/L	5		266
76	CLIENTPRO 333 MINI	5/01/99		1,328							1,328	975	S/L	5		266
77	12 32MB SDRAM DIMM	5/01/99		916							916	671	S/L	5		183
78	2 32MB EDO DIMM	6/01/99		135							135	97	S/L	5		27
79	SEAGATE BARR 7200	6/01/99		209							209	150	S/L	5		42
80	POWERMAC G3-300	6/01/99		1,508							1,508	1,082	S/L	5		302
81	PANASONIC WC7502	6/01/99		213							213	154	S/L	5		43
82	17IN/16V DISPLAY	6/01/99		535							535	383	S/L	5		107
83	MISC COMPUTER PARTS	6/01/99		269							269	193	S/L	5		54
84	SUPRAEXPRESS 56K U	7/01/99		169							169	119	S/L	5		34
85	SOLO 2500 LS	10/01/99		2,303							2,303	1,498	S/L	5		461
86	DIRECTPC DISH, MOD	10/01/99		293							293	192	S/L	5		59
87	MICRON PENTIUM	6/01/99		250							250	179	S/L	5		50
109	ETHERNET CONVERTER	6/01/00		1,703							1,703	881	S/L	5		341
116	CISCO ROUTER	2/28/01		800							800	293	S/L	5		160

12/31/03

2003 FEDERAL BOOK DEPRECIATION SCHEDULE

PAGE 4

CLIENT DRI

DIRECT RELIEF INTERNATIONAL

95-1831116

8/11/04

01:50PM

JN.	DESCRIPTION	DATE ACQUIRED	DATE SOLD	COST/ BASIS	BUS. PCT.	CJR 179/ BONUS	SPECIAL DEPR. ALLOW.	PRIOR 179/ BONUS/ SP_DEPR.	PRIOR DEC. BAL DEPR.	SALVAG /BASIS REDUCT.	DEPR BASIS	PRIOR DEPR.	METHOD	LIFE	RATE	CURRENT DEPR.					
117	INSTALL CTS-CISCO	2/27/01		330							330		S/L	5		66					
118	30 MICRON PCS	12/31/01		9,600							9,600	1,760	S/L	5		1,920					
119	2 DELL SERVERS	11/01/01		5,000							5,000	167	S/L	5		1,000					
124	5 HP JETDIRECT PRI	2/18/02		1,112							1,112	204	S/L	5		222					
125	POWERMAC DUAL 1GHZ	2/21/02		3,768							3,768	691	S/L	5		754					
126	2 HP VECTRA 500	4/01/02		800							800	120	S/L	5		160					
127	DELL INSPIRON LAP	5/31/02		450							450	60	S/L	5		90					
128	1 300MHZ LAPTOP	7/22/02		360							360	36	S/L	5		72					
129	9 366-400 MHZ LAPTOP	7/22/02		3,953							3,953	395	S/L	5		791					
130	1 LASERJET III SI	7/22/02		200							200	20	S/L	5		40					
131	17 17" MONITORS	7/22/02		1,105							1,105	111	S/L	5		221					
132	6 21" MONITORS	7/22/02		1,200							1,200	120	S/L	5		240					
133	HP SURESTORE TAPED	8/01/02		1,765							1,765	147	S/L	5		353					
134	12 HP DATA CARTRIDGE	8/01/02		944							944	79	S/L	5		189					
135	PALM M500 PDA	8/11/02		214							214	18	S/L	5		43					
136	1 GB RAM-DELL	8/19/02		603							603	50	S/L	5		121					
137	3 36GB RAID DRIVES	8/19/02		1,649							1,649	137	S/L	5		330					
138	HP LASERJET 4+	9/15/02		200							200	13	S/L	5		40					
154	BLACKBERRY PDA	11/22/03		484							484		S/L	5		8					
155	5 DELL OPTIPEX PCS	10/01/03		4,690							4,690		S/L	5		235					
156	MITSUBISHI VIDEO PROJECT.	1/29/03		3,339							3,339		S/L	5		612					
157	SONY 17" LCD MONITOR	10/20/03		593							593		S/L	5		20					
158	RAM UPGRADES-MICRON PCS	6/18/03		721							721		S/L	5		72					
TOTAL COMPUTER EQUIPMENT																					
												91,262	0	0	0	0	0	0	91,262	46,011	12,107

CLIENT DRI

DIRECT RELIEF INTERNATIONAL

95-1831116

8/11/04

01:50PM

NO.	DESCRIPTION	DATE ACQUIRED	DATE SOLD	COST/ BASIS	BUS PCT.	CUR 179 BONUS	SPECIAL DEPR ALLOW.	PRIOR 179/ BONUS/ SP. DEPR.	PRIOR DEC BAL DEPR.	SALVAG /BASIS REDUCT.	DEPR BASIS	PRIOR DEPR.	METHOD	LIFE	RATE	CURRENT DEPR.
DELIVERY EQUIPMENT																
13	CHEVY VAN	7/01/91		18,435							18,435	18,435	S/L	5		0
148	1991 FORD EXPLORER	10/07/02		1,925							1,925	96	S/L	5		385
159	2004 GMC VAN 20'	12/09/03		41,293							41,293		S/L	5		688
TOTAL DELIVERY EQUIPMENT																
				61,653		0	0	0	0	0	61,653	18,531				1,073
FURNITURE & FIXTURES																
1	DONATED FURNITURE	10/01/91		40,000							40,000	40,000	S/L	10		0
2	DONATED FURNITURE	11/01/91		3,500							3,500	3,500	S/L	10		0
3	DONATED FURNITURE	11/01/91		3,000							3,000	3,000	S/L	10		0
4	FURNITURE	11/01/91		500							500	500	S/L	10		0
5	FURNITURE	10/01/91		531							531	531	S/L	10		0
6	FURNITURE	11/01/91		128							128	128	S/L	10		0
7	FURNITURE	12/01/91		321							321	321	S/L	10		0
8	OFFICE FURNITURE	12/01/91		1,592							1,592	1,592	S/L	10		0
25	DESKS/CHAIRS/SOFA	4/15/93		2,100							2,100	2,030	S/L	10		53
26	DESKS/CHAIRS/FILE CABINET	9/15/93		400							400	400	S/L	10		0
28	CHAIRS	8/15/94		1,638							1,638	1,367	S/L	10		164
29	REFRIGERATOR	8/15/94		3,800							3,800	3,167	S/L	10		380
89	FOLDING CHAIRS (GR)	2/01/99		246							246	98	S/L	10		25
90	FOLDING CHAIRS (GR)	3/01/99		368							368	142	S/L	10		37
94	12 PCS FURN/18 CHA	8/01/99		3,500							3,500	1,196	S/L	10		350
114	CHAIR - SUE FOWLER	4/10/01		740							740	123	S/L	10		74
115	CHAIRS - 8	3/30/01		2,800							2,800	490	S/L	10		280
TOTAL FURNITURE & FIXTURES																
				65,164		0	0	0	0	0	65,164	58,585				1,363

CLIENT DRI

DIRECT RELIEF INTERNATIONAL

95-1831116

8/11/04 01:50PM

NO.	DESCRIPTION	DATE ACQUIRED	DATE SOLD	COST/ BASIS	BUS PCT.	CUR 179 BONUS	SPECIAL DEPR ALLOW.	PRIOR 179/ BONUS/ SP. DEPR.	PRIOR DEC. BAL DEPR.	SALVAGE /BASIS REDUCT.	DEPR BASIS	PRIOR DEPR.	METHOD	LIFE	RATE	CURRENT DEPR.
LAND																
53	LAND	9/01/97		1,363,950							1,363,950					0
TOTAL LAND																
1,363,950																
MACHINERY & EQUIPMENT																
9	TELEPHONE	3/01/92		12,000							12,000	12,000	S/L	10		0
39	RADIO/SCANNER	12/01/95		450							450	450	S/L	5		0
57	ECTO A PROJECTOR	6/01/98		533							533	481	S/L	5		44
88	SONNY DCR-PC-1	2/01/99		1,857							1,857	728	S/L	10		186
91	VCR JVC HRP6730	4/01/99		164							164	60	S/L	10		16
92	VIDEO PROJ SYSTEM	6/01/99		10,000							10,000	3,583	S/L	10		1,000
93	RICOH MULT COPIER	6/01/99		750							750	269	S/L	10		75
95	USED MITA DC-6090	8/01/99		1,000							1,000	342	S/L	10		100
106	RCA TV	1/01/00		539							539	162	S/L	10		54
107	KYOCERA FAX	6/01/00		557							557	287	S/L	5		111
108	PHONE SYSTEM	7/01/00		37,400							37,400	9,350	S/L	10		3,740
113	DIGITAL CAMERA	1/31/01		709							709	136	S/L	10		71
TOTAL MACHINERY & EQUIPMENT																
65,959																
0																
0																
0																
0																
27,848																
5,397																
SOFTWARE																
43	FAXWARE	9/01/95		936							936	936	S/L	5		0
66	OFFICE 97 LICENCES	5/01/98		1,140							1,140	1,064	S/L	5		76
67	GROUPWISE UPGRADE	5/01/98		3,549							3,549	3,313	S/L	5		236
68	MS OFFICE 97	3/01/99		290							290	222	S/L	5		58
69	INTRANETWARE LICENSE	6/01/99		1,432							1,432	1,025	S/L	5		286

CLIENT DRI

DIRECT RELIEF INTERNATIONAL

95-1831116

8/11/04

01:50PM

NO.	DESCRIPTION	DATE ACQUIRED	DATE SOLD	COST/ BASIS	BUS. PCT.	CUR 179 BONUS	SPECIAL DEPR ALLOW.	PRIOR 179/ BONUS/ SP. DEPR.	PRIOR DEC BAL DEPR.	SALVAGE /BASIS REDUCT.	DEPR BASIS	PRIOR DEPR.	METHOD	LIFE	RATE	CURRENT DEPR.	
70	VIRTUAL PC WIN 95	6/01/99		149							149	107	S/L	5		30	
123	NOVELL OP SYS/GROUPWISE	12/31/01		13,676							13,676	2,735	S/L	5		2,735	
139	MS OFFICE FOR MAC	1/28/02		429							429	143	S/L	3		143	
140	QUICKBOOKS 2002	2/18/02		1,632							1,632	499	S/L	3		544	
141	MS OFFICE PROF/DEV	7/18/02		2,683							2,683	447	S/L	3		894	
142	MS SMALL BSNS SERV	7/26/02		1,897							1,897	316	S/L	3		632	
143	NORTON ANTIVIRUS	8/19/02		1,770							1,770	738	S/L	1		1,032	
144	RAISERS EDGE V7 0	8/29/02		20,703							20,703	2,875	S/L	3		6,901	
145	BACKUP EXEC TAPE	9/09/02		479							479	53	S/L	3		160	
146	TIME ATTENDANT SYS	11/18/02		656							656	36	S/L	3		219	
147	PEOPLE TRAK HR SOFTWARE	12/18/02		1,061							1,061	29	S/L	3		354	
160	MS PORTAL SERVER 50 CALS	6/25/03		301							301		S/L	5		30	
161	ADOBE CS	10/30/03		592							592		S/L	5		20	
162	DOMAIN NAME PURCHASE	6/12/03		688							688		S/L	5		0	
TOTAL SOFTWARE											54,063	14,538					14,350
WAREHOUSE EQUIPMENT																	
10	SHELVES	10/01/91		2,726							2,726	2,726	S/L	10		0	
11	SHELVING	10/01/91		3,028							3,028	3,028	S/L	10		0	
12	PHARMACY SHELVING	1/01/92		984							984	984	S/L	10		0	
45	STEEL CONTAINER	8/01/95		2,832							2,832	2,123	S/L	10		283	
46	PALLET RACKS	2/01/95		2,300							2,300	2,300	S/L	5		0	
47	GENERATOR	12/01/95		2,500							2,500	2,500	S/L	5		0	
52	FORKLIFT	4/01/97		22,485							22,485	13,494	S/L	10		2,249	
96	FLOOR SCALE 48X48	1/01/99		2,144							2,144	856	S/L	10		214	
97	27' VAN TRAILER BR	6/01/99		1,575							1,575	566	S/L	10		158	

CLIENT DRI

DIRECT RELIEF INTERNATIONAL

95-1831116

8/11/04

01:50PM

NO.	DESCRIPTION	DATE ACQUIRED	DATE SOLD	COST/ BASIS	BUS PCT.	CUR 179/ BONUS	SPECIAL DEPR ALLOW.	PRIOR 179/ BONUS/ SP. DEPR.	PRIOR DEC. BAL DEPR.	SALVAGE /BASIS REDUCT.	DEPR BASIS	PRIOR DEPR.	METHOD	LIFE	RATE	CURRENT DEPR.				
98	27' VAN TRAILER FR	6/01/99		1,575							1,575		S/L	10		158				
99	45 FT STOR TRAILER	6/01/99		2,500							2,500		S/L	10		250				
100	3-12X8 STEEL STRUC	11/01/99		1,500							1,500		S/L	10		150				
101	MIG WELDER	11/01/99		650							650		S/L	10		65				
102	PALLET JACK	10/01/99		500							500		S/L	10		50				
103	STEAM CLEANER	11/01/99		2,200							2,200		S/L	10		220				
104	DOCK LEVELER W/INS	11/01/99		10,690							10,690	3,385	S/L	10		1,069				
120	2 LEVEL RACK SYS	1/17/01		30,000							30,000	5,750	S/L	10		3,000				
121	ELECTRIC FORKLIFT	1/17/01		1,000							1,000	192	S/L	10		100				
122	FREIGHT TRAILER	9/10/01		4,500							4,500	563	S/L	10		450				
152	FREIGHT TRAILER	4/07/03		2,250							2,250		S/L	10		169				
153	PRESSURE WASHER	11/12/03		1,944							1,944		S/L	10		32				
TOTAL WAREHOUSE EQUIPMENT												99,883	0	0	0	0	0	99,883	41,470	8,617
TOTAL DEPRECIATION												3,642,572	0	0	0	0	0	3,642,572	497,966	90,306
GRAND TOTAL DEPRECIATION												3,642,572	0	0	0	0	0	3,642,572	497,966	90,306

Application for Extension of Time to File an Exempt Organization Return

Department of the Treasury
Internal Revenue Service

File a separate application for each return.

If you are filing for an **Automatic 3-Month Extension**, complete only **Part I** and check this box

If you are filing for an **Additional (not automatic) 3-Month Extension**, complete only **Part II** (on page 2 of this form).

Note: Do not complete Part II unless you have already been granted an automatic 3-month extension on a previously filed Form 8868.

Part I Automatic 3-Month Extension of Time — Only submit original (no copies needed)

Note: Form 990-T corporations requesting an automatic 6-month extension — check this box and complete Part I only

All other corporations (including Form 990-C filers) must use Form 7004 to request an extension of time to file income tax returns. Partnerships, REMICs and trusts must use Form 8736 to request an extension of time to file Form 1065, 1066, or 1041.

Type or print File by the due date for filing your return. See instructions.	Name of Exempt Organization DIRECT RELIEF INTERNATIONAL	Employer identification number 95-1831116
	Number, street, and room or suite number. If a P.O. box, see instructions 27 SOUTH LA PATERA LANE	state ZIP code
	City, town or post office. For a foreign address, see instructions GOLETA, CA 93117	

Check type of return to be filed (file a separate application for each return):

- | | | |
|--|--|------------------------------------|
| <input checked="" type="checkbox"/> Form 990 | <input type="checkbox"/> Form 990-T (corporation) | <input type="checkbox"/> Form 4720 |
| <input type="checkbox"/> Form 990-BL | <input type="checkbox"/> Form 990-T (Section 401(a) or 408(a) trust) | <input type="checkbox"/> Form 5227 |
| <input type="checkbox"/> Form 990-EZ | <input type="checkbox"/> Form 990-T (trust other than above) | <input type="checkbox"/> Form 6069 |
| <input type="checkbox"/> Form 990-PF | <input type="checkbox"/> Form 1041-A | <input type="checkbox"/> Form 8870 |

If the organization does not have an office or place of business in the United States, check this box

If this is for a **Group Return**, enter the organization's four digit Group Exemption Number (GEN) _____. If this is for the **whole group**, check this box . If it is for part of the group, check this box and attach a list with the names and EINs of all members the extension will cover.

1 I request an automatic 3-month (6-month, for **990-T corporation**) extension of time until 8/15, 20 04, to file the exempt organization return for the organization named above. The extension is for the organization's return for:
▶ calendar year 20 03 or
▶ tax year beginning _____, 20 _____, and ending _____, 20 _____

2 If this tax year is for less than 12 months, check reason: Initial return Final return Change in accounting period


3a If this application is for Form 990-BL, 990-PF, 990-T, 4720, or 6069, enter the tentative tax, less any nonrefundable credits. See instructions \$ _____ 0.

b If this application is for Form 990-PF or 990-T, enter any refundable credits and estimated tax payments made. Include any prior year overpayment allowed as a credit \$ _____ 0.

c **Balance Due.** Subtract line 3b from line 3a. Include your payment with this form, or, if required, deposit with FTD coupon or, if required, by using EFTPS (Electronic Federal Tax Payment System). See instructions \$ _____ 0.

Signature and Verification

Under penalties of perjury, I declare that I have examined this return, including accompanying schedules and statements, and to the best of my knowledge and belief, it is true, correct, and complete, and that I am authorized to prepare this form.

Signature ▶ 

Title ▶ **PRESIDENT & CEO**

Date ▶ 